

LEA Name : Lower Merion SD  
Address : 301 E Montgomery Ave  
Ardmore , PA 19003

County : Montgomery  
AUN Number : 123464502  
LEA Type : SD

## Annual Financial Report Accuracy Certification Statement

For Fiscal Year Ending  
**6/30/2017**

Pennsylvania Department of Education


&

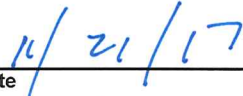
Office of Comptroller Operations

PDE-2056: Intermediate Unit


PDE-2057: School District, AVTS/CTC, Charter School,  
and Special Program Jointure

**CERTIFICATION: By signing this page I agree that the electronic data submitted is a complete and accurate statement of the financial operations and status of the local education agency for the fiscal year. It has been prepared in accordance with generally accepted accounting principles and established Commonwealth of PA reporting guidelines.**

  
\_\_\_\_\_  
Chief School Administrator Signature

  
\_\_\_\_\_  
Date

  
\_\_\_\_\_  
Board Secretary Signature

  
\_\_\_\_\_  
Date

Victor Orlando

\_\_\_\_\_  
Contact Person

orlandv@lmsd.org

\_\_\_\_\_  
Contact Person E-mail Address

(610)645-1970

Ext :

\_\_\_\_\_  
Contact Person Telephone Number

(610)645-9772

\_\_\_\_\_  
Contact Person Fax Number

**Audit Certification**  
**Annual Financial Report:**  
For Fiscal Year Ending **6/30/2017**  
**(Pursuant to PA School Code Section 218(b))**

LEA Name : Lower Merion SD  
AUN Number : 123464502  
County : Montgomery

<b>Audit Certification Due:</b> 12/31/2017
---

This certification is applicable to the Annual Financial Report data submitted  
through the Consolidated Financial Reporting System on: 11/21/2017

Date

**Auditing Firm:** Rainer and Company  
2 Campus Boulevard  
Newtown Square, PA 19073

**Auditor Contact Name:** Michael DeHaven

**Auditor Phone:** 610-353-4610

**Auditor E-mail:** mdehaven@rainer.com

CERTIFICATION: By signing this page I agree that the financial statements of the school have been properly audited as noted above pursuant to Article XXIV, and in the auditor's professional opinion, the Annual Financial Report (PDE-2057) submitted on the date referenced is materially consistent with the audited financial statements.

Chief School Administrator

Signature

Date

Board Secretary

Signature

Date

Victor Orlando

Contact Person

orlandv@lmsd.org

Contact Person E-mail Address

(610)645-1970

Ext :

Contact Person Telephone Number

(610)645-9772

Contact Person Fax Number

<u>Val Number</u>	<u>Description</u>	<u>Justification</u>
13020	<p>REG: Interfund Trans-Out must equal REG Interfund Trans-In plus REP Interfund Trans In minus REP Interfund Trans-Out. (REG 5200 = REG 9300 + REP 9300 - REP 5200) Reference amts do not include any incoming transfers of the Fid. Funds. Include Fid. Fund incoming transfer info in the justification. Correct or enter a justification.</p> <p>Transfers Out (REG 5200): \$4,988,533.00 (REG 9300) + (REP 9300) - (REP 5200) : \$4,945,533.00</p>	<p>The difference of \$43,000 is a transfer from the General Fund to the Student Activity Fund. Student Activity Fund is identified as a Fiduciary Fund on our records.</p>
42420	<p>Expenditure Detail: Total current year 2700-513 expenditure varies from prior year by 10%. Correct the data or enter a justification.</p> <p>2700-513, AFR Exp Detail: \$1,268,385.00 2700-513, PY AFR Amount: \$815,549.00</p>	<p>More contracted services were required in 2016/17 because of increased special education student population and increasing regular education student enrollment.</p>
50440	<p>SESS - 2260 Instruction and Curriculum Development Services: SESS Schedule amounts for Special Education vary from prior year by 40% or more. Correct the data or enter a justification.</p> <p>SESS Schedule 2260: \$1,188,146.87 Prior Year SESS Schedule 2260: \$331,433.31</p>	<p>Upon discussions with the Commonwealth of PA Office of the Comptroller regarding the proper recording of expenditures, they advised us to record our special education supervisory expenditures in Function 2260 which was not the function used in the past.</p>

LEA : 123464502      Lower Merion SD

Printed 12/7/2017 9:20:56 AM

Amounts Expressed in Whole Dollars		<u>General Fund</u> <u>(10)</u>	<u>Public Purpose Trust</u> <u>(27)</u>	<u>Other Compt Approved</u> <u>(28)</u>	<u>Athletic / Activity</u> <u>(29)</u>	<u>Capital Reserve (690.</u> <u>1850)</u> <u>(31)</u>
<b>Assets And Deferred Outflows Of Resources</b>						
<b>Assets</b>						
0100	Cash and Cash Equivalents	7,089,787				
0110	Investments	69,297,407				
0120	Taxes Receivable	3,513,462				
0130	Due From Other Funds	5,362,524				
0141	Due From Other Governments	8,888,159				
0142	State Revenue Receivable					
0143	Federal Revenue Receivable					
0145	Other Intergovernmental Revenue Receivable					
0146	Due from Primary Government					
0147	Due from Component Unit					
0150	Other Receivables	127,597				
0170	Inventories					
0180	Prepaid Expenses (Expenditures)	246,007				
0190	Other Current Assets					
<b>Total Assets</b>		<b>\$94,524,943</b>				
0910	Deferred Outflows of Resources					
<b>Total Assets And Deferred Outflows Of Resources</b>		<b>\$94,524,943</b>				

LEA : 123464502     Lower Merion SD

Printed 12/7/2017 9:20:56 AM

Amounts Expressed in Whole Dollars		<u>Capital Reserve (1431</u> <u>(32)</u>	<u>Other Capital Projects</u> <u>Fund</u> <u>(39)</u>	<u>Debt Service</u> <u>(40)</u>	<u>Permanent</u> <u>(90)</u>	<u>Total Governmental</u> <u>Funds</u>
<b>Assets And Deferred Outflows Of Resources</b>						
<b>Assets</b>						
0100	Cash and Cash Equivalents					7,089,787
0110	Investments	5,884,457	137,321			75,319,185
0120	Taxes Receivable					3,513,462
0130	Due From Other Funds	6,814,124				12,176,648
0141	Due From Other Governments					8,888,159
0142	State Revenue Receivable					
0143	Federal Revenue Receivable					
0145	Other Intergovernmental Revenue Receivable					
0146	Due from Primary Government					
0147	Due from Component Unit					
0150	Other Receivables					127,597
0170	Inventories					
0180	Prepaid Expenses (Expenditures)					246,007
0190	Other Current Assets					
<b>Total Assets</b>		<b>\$12,698,581</b>	<b>\$137,321</b>			<b>\$107,360,845</b>
0910	Deferred Outflows of Resources					
<b>Total Assets And Deferred Outflows Of Resources</b>		<b>\$12,698,581</b>	<b>\$137,321</b>			<b>\$107,360,845</b>

LEA : 123464502     Lower Merion SD

Printed 12/7/2017 9:20:56 AM

Amounts Expressed in Whole Dollars		<u>General Fund</u> <u>(10)</u>	<u>Public Purpose Trust</u> <u>(27)</u>	<u>Other Compt Approved</u> <u>(28)</u>	<u>Athletic / Activity</u> <u>(29)</u>	<u>Capital Reserve (690.</u> <u>1850)</u> <u>(31)</u>
<b>Liabilities And Deferred Inflows Of Resources And Fund Balances</b>						
<b>Liabilities</b>						
0400	Due to Other Funds	7,059,768				
0411	Due to Other Governments					
0412	Due to Primary Government					
0413	Due to Component Unit					
0420	Accounts Payable	4,544,092				
0430	Contracts Payable					
0440	Current Portion of Long-Term Debt					
0450	Short-Term Payables					
0461	Accrued Salaries and Benefits					
0462	Payroll Deductions and Withholding	23,450,118				
0480	Unearned Revenues	283,738				
0490	Other Current Liabilities					
<b>Total Liabilities</b>		<b>\$35,337,716</b>				
0950	Deferred Inflows of Resources	2,924,336				
<b>Fund Balances</b>						
0810	Nonspendable Fund Balance	246,007				
0820	Restricted Fund Balance					
0830	Committed Fund Balance	35,800,000				
0840	Assigned Fund Balance					
0850	Unassigned Fund Balance	20,216,884				
<b>Total Fund Balances</b>		<b>\$56,262,891</b>				
<b>Total Liabilities, Deferred Inflows Of Resources And Fund Balances</b>		<b>\$94,524,943</b>				

LEA : 123464502      Lower Merion SD

Printed 12/7/2017 9:20:56 AM

Amounts Expressed in Whole Dollars		<u>Capital Reserve (1431</u> <u>(32)</u>	<u>Other Capital Projects</u> <u>Fund</u> <u>(39)</u>	<u>Debt Service</u> <u>(40)</u>	<u>Permanent</u> <u>(90)</u>	<u>Total Governmental</u> <u>Funds</u>
<b>Liabilities And Deferred Inflows Of Resources And Fund Balances</b>						
<b>Liabilities</b>						
0400	Due to Other Funds		5,951			7,065,719
0411	Due to Other Governments					
0412	Due to Primary Government					
0413	Due to Component Unit					
0420	Accounts Payable	862,205	64			5,406,361
0430	Contracts Payable					
0440	Current Portion of Long-Term Debt					
0450	Short-Term Payables					
0461	Accrued Salaries and Benefits					
0462	Payroll Deductions and Withholding					23,450,118
0480	Unearned Revenues					283,738
0490	Other Current Liabilities					
<b>Total Liabilities</b>		<b>\$862,205</b>	<b>\$6,015</b>			<b>\$36,205,936</b>
0950	Deferred Inflows of Resources					2,924,336
<b>Fund Balances</b>						
0810	Nonspendable Fund Balance					246,007
0820	Restricted Fund Balance					
0830	Committed Fund Balance					35,800,000
0840	Assigned Fund Balance	11,836,376	131,306			11,967,682
0850	Unassigned Fund Balance					20,216,884
<b>Total Fund Balances</b>		<b>\$11,836,376</b>	<b>\$131,306</b>			<b>\$68,230,573</b>
<b>Total Liabilities, Deferred Inflows Of Resources And Fund Balances</b>		<b>\$12,698,581</b>	<b>\$137,321</b>			<b>\$107,360,845</b>

LEA : 123464502 Lower Merion SD

Printed 12/7/2017 9:20:58 AM

Amounts Expressed in Whole Dollars	<u>General Fund</u> <u>(10)</u>	<u>Public Purpose Trust</u> <u>(27)</u>	<u>Other Compt Approved</u> <u>(28)</u>	<u>Athletic / Activity</u> <u>(29)</u>	<u>Capital Reserve (690.</u> <u>1850)</u> <u>(31)</u>
<b>Revenues</b>					
6000 Revenue from Local Sources	216,568,717				
7000 Revenue from State Sources	35,946,210				
8000 Revenue from Federal Sources	752,935				
<b>Total Revenues</b>	<b>\$253,267,862</b>				
<b>Expenditures</b>					
1000 Instruction	142,668,446				
2000 Support Services	75,520,851				
3000 Operation of Non-Instructional Services	5,215,756				
4000 Facilities Acquisition, Construction and Improvement Services					
5110 Debt Service	24,874,276				
5130 Refund of Prior Year Revenues / Receipts					
<b>Total Expenditures</b>	<b>\$248,279,329</b>				
<b>Excess (Deficiency) Of Revenues Over Expenditures</b>	<b>\$4,988,533</b>				
<b>Other Financing Sources (Uses)</b>					
9110 Face Value of Bonds Issued					
9120 Proceeds from Refunding of Bonds					
9130 Bond Premiums					
9200 Proceeds from Extended-Term Financing					
9300 Interfund Transfers - IN					
9400 Sale of or Compensation for Loss of Fixed Assets					
9710 Transfers from Component Units					
9720 Transfers from Primary Governments					
9910 Other Financing Sources Not Listed in the 9000 Series					
9990 Insurance Recoveries					
5120 Debt Service – Refunded Bonds					
5150 Bond Discounts					
5200 Interfund Transfers – Out	4,988,533				
5300 Transfers Out to Component Units/Primary Governments					
<b>Total Other Financing Sources (Uses)</b>	<b>(\$4,988,533)</b>				



LEA : 123464502      Lower Merion SD

Printed 12/7/2017 9:20:58 AM

Amounts Expressed in Whole Dollars	Capital Reserve (1431) (32)	Other Capital Projects Fund (39)	Debt Service (40)	Permanent (90)	Total Governmental Funds
<b>Revenues</b>					
6000 Revenue from Local Sources	210,840	5,607			216,785,164
7000 Revenue from State Sources					35,946,210
8000 Revenue from Federal Sources					752,935
<b>Total Revenues</b>	<b>\$210,840</b>	<b>\$5,607</b>			<b>\$253,484,309</b>
<b>Expenditures</b>					
1000 Instruction		5,163			142,673,609
2000 Support Services	2,950,070	246,430			78,717,351
3000 Operation of Non-Instructional Services					5,215,756
4000 Facilities Acquisition, Construction and Improvement Services	1,602,354	3,158,772			4,761,126
5110 Debt Service			91,449		24,965,725
5130 Refund of Prior Year Revenues / Receipts					
<b>Total Expenditures</b>	<b>\$4,552,424</b>	<b>\$3,410,365</b>	<b>\$91,449</b>		<b>\$256,333,567</b>
<b>Excess (Deficiency) Of Revenues Over Expenditures</b>	<b>(\$4,341,584)</b>	<b>(\$3,404,758)</b>	<b>(\$91,449)</b>		<b>(\$2,849,258)</b>
<b>Other Financing Sources (Uses)</b>					
9110 Face Value of Bonds Issued					
9120 Proceeds from Refunding of Bonds					
9130 Bond Premiums					
9200 Proceeds from Extended-Term Financing					
9300 Interfund Transfers - IN	4,945,533				4,945,533
9400 Sale of or Compensation for Loss of Fixed Assets					
9710 Transfers from Component Units					
9720 Transfers from Primary Governments					
9910 Other Financing Sources Not Listed in the 9000 Series					
9990 Insurance Recoveries					
5120 Debt Service – Refunded Bonds					
5150 Bond Discounts					
5200 Interfund Transfers – Out					4,988,533
5300 Transfers Out to Component Units/Primary Governments					
<b>Total Other Financing Sources (Uses)</b>	<b>\$4,945,533</b>				<b>(\$43,000)</b>

Amounts Expressed in Whole Dollars		<u>General Fund</u> <u>(10)</u>	<u>Public Purpose Trust</u> <u>(27)</u>	<u>Other Compt Approved</u> <u>(28)</u>	<u>Athletic / Activity</u> <u>(29)</u>	<u>Capital Reserve</u> <u>(690.</u> <u>1850)</u> <u>(31)</u>
<b>Special And Extraordinary Items</b>						
9920	Special Items – Gains					
9930	Extraordinary Items – Gains					
5520	Special Items – Losses					
5530	Extraordinary Items – Losses					
<b>Net Change In Fund Balances</b>						
<b>Fund Balance</b>						
0001	Fund Balance - Beginning of Fiscal Year	56,262,891				
<b>Fund Balance - End Of Year</b>		<b>\$56,262,891</b>				

Amounts Expressed in Whole Dollars		<u>Capital Reserve (1431</u> <u>(32)</u>	<u>Other Capital Projects</u> <u>Fund</u> <u>(39)</u>	<u>Debt Service</u> <u>(40)</u>	<u>Permanent</u> <u>(90)</u>	<u>Total Governmental</u> <u>Funds</u>
<b>Special And Extraordinary Items</b>						
9920 Special Items – Gains						
9930 Extraordinary Items – Gains						
5520 Special Items – Losses						
5530 Extraordinary Items – Losses						
<b>Net Change In Fund Balances</b>		<b>\$603,949</b>	<b>(\$3,404,758)</b>	<b>(\$91,449)</b>		<b>(\$2,892,258)</b>
<b>Fund Balance</b>						
0001 Fund Balance - Beginning of Fiscal Year		11,232,427	3,536,063	91,449		71,122,830
<b>Fund Balance - End Of Year</b>		<b>\$11,836,376</b>	<b>\$131,305</b>			<b>\$68,230,572</b>

LEA : 123464502      Lower Merion SD

Printed 12/7/2017 9:20:59 AM

Amounts Expressed in Whole Dollars	<u>Food Service</u> <u>(51)</u>	<u>Child Care</u> <u>Operations</u> <u>(52)</u>	<u>Other Enterprise</u> <u>(58)</u>	<u>TOTAL</u>	<u>Internal Service</u> <u>(60)</u>
<b>Assets And Deferred Outflows Of Resources</b>					
<b>Current Assets</b>					
0100 Cash and Cash Equivalents					
0110 Investments	1,137,919			1,137,919	
0130 Due From Other Funds	258,471			258,471	
0141 Due From Other Governments	90,018			90,018	
0142 State Revenue Receivable					
0143 Federal Revenue Receivable					
0146 Due from Primary Government					
0147 Due from Component Unit					
0150 Other Receivables	45,213			45,213	
0170 Inventories	71,662			71,662	
0180 Prepaid Expenses (Expenditures)					
0190 Other Current Assets					
<b>Total Current Assets</b>	<b>\$1,603,283</b>			<b>\$1,603,283</b>	
<b>Noncurrent Assets</b>					
0211 Land					
0212 Site Improvements (Net)					
0220 Buildings and Building Improvements (Net)					
0230 Machinery, Equipment and Furniture (Net)	20,055			20,055	
0250 Construction in Progress					
0260 Long Term Prepayments					
0290 Other Noncurrent Assets					
<b>Total Noncurrent Assets</b>	<b>\$20,055</b>			<b>\$20,055</b>	
0910 Deferred Outflows of Resources	806,956			806,956	
<b>Total Assets And Deferred Outflows Of Resources</b>	<b>\$2,430,294</b>			<b>\$2,430,294</b>	

LEA : 123464502      Lower Merion SD

Printed 12/7/2017 9:20:59 AM

Amounts Expressed in Whole Dollars	Food Service (51)	Child Care Operations (52)	Other Enterprise (58)	TOTAL	Internal Service (60)
<b>Liabilities And Deferred Inflows Of Resources And Net Position</b>					
<b>Current Liabilities</b>					
0400 Due to Other Funds	306,479			306,479	
0411 Due to Other Governments					
0413 Due to Component Unit					
0420 Accounts Payable	29,389			29,389	
0430 Contracts Payable					
0440 Current Portion of Long-Term Debt					
0450 Short-Term Payables					
0461 Accrued Salaries and Benefits					
0462 Payroll Deductions and Withholding					
0480 Unearned Revenues	201,106			201,106	
0490 Other Current Liabilities					
<b>Total Current Liabilities</b>	<b>\$536,974</b>			<b>\$536,974</b>	
<b>Noncurrent Liabilities</b>					
0510 Bonds Payable					
0520 Extended-Term Financing Agreements Payable					
0530 Lease-Purchase Obligations					
0540 Accumulated Compensated Absences					
0550 Authority Lease Obligations					
0560 Other Post-Employment Benefits (OPEB)					
0570 Net Pension Liability	4,144,323			4,144,323	
0599 Other Noncurrent Liabilities					
<b>Total Noncurrent Liabilities</b>	<b>\$4,144,323</b>			<b>\$4,144,323</b>	
<b>Total Liabilities</b>	<b>\$4,681,297</b>			<b>\$4,681,297</b>	
0950 Deferred Inflows of Resources	64,903			64,903	
<b>Net Position</b>					
0791 Net Investment in Capital Assets	20,055			20,055	
0008 Restricted Net Position (0792 – 0798)					
0799 Unrestricted Net Position	(2,335,961)			(2,335,961)	
<b>Total Net Position</b>	<b>(\$2,315,906)</b>			<b>(\$2,315,906)</b>	
<b>Total Liabilities And Deferred Inflows Of Resources And Net Position</b>	<b>\$2,430,294</b>			<b>\$2,430,294</b>	

Amounts Expressed in Whole Dollars	Food Service (51)	Child Care Operations (52)	Other Enterprise (58)	TOTAL	Internal Service (60)
<b>Operating Revenues</b>					
6600 Food Service Revenue	2,681,091			2,681,091	
0071 Charges for Services					
0072 Other Operating Revenue					
<b>Total Operating Revenues</b>	<b>\$2,681,091</b>			<b>\$2,681,091</b>	
<b>Operating Expenses</b>					
100 Personnel Services – Salaries	1,169,003			1,169,003	
200 Personnel Services – Employee Benefits	724,243			724,243	
300 Purchased Professional and Technical Services					
400 Purchased Property Services	34,679			34,679	
500 Other Purchased Services	3,560			3,560	
600 Supplies	1,372,836			1,372,836	
740 Depreciation	11,620			11,620	
810 Dues and Fees	1,129			1,129	
890 Miscellaneous Expenditures					
<b>Total Operating Expenses</b>	<b>\$3,317,070</b>			<b>\$3,317,070</b>	
<b>Operating Income (Loss)</b>	<b>(\$635,979)</b>			<b>(\$635,979)</b>	
<b>Non Operating Revenues (Expenses)</b>					
6500 Earnings on Investments	5,916			5,916	
6920 Contributions and Donations from Private Sources					
6930 Gains or Losses on Sale of Fixed Assets					
6991 Refunds of a Prior Year Expenditure					
7000 Revenue from State Sources	267,282			267,282	
8000 Revenue from Federal Sources	649,569			649,569	
820 Claims and Judgments Against the LEA					
830 Interest					
<b>TOTAL Non Operating Revenues (Expenses)</b>	<b>\$922,767</b>			<b>\$922,767</b>	
<b>Income (Loss) Before Contributions And Transfers</b>	<b>\$286,788</b>			<b>\$286,788</b>	

Amounts Expressed in Whole Dollars	<u>Food Service</u> <u>(51)</u>	<u>Child Care Operations</u> <u>(52)</u>	<u>Other Enterprise</u> <u>(58)</u>	<u>TOTAL</u>	<u>Internal Service</u> <u>(60)</u>
<b>Contributions, Transfers, and Special and Extraordinary Items</b>					
5200 Interfund Transfers – Out					
5300 Transfers Out to Component Units/Primary Governments					
5520 Special Items – Losses					
5530 Extraordinary Items – Losses					
9300 Interfund Transfers - IN					
9500 Capital Contributions					
9700 Transfers IN From Component Units/Primary Governments					
9920 Special Items – Gains					
9930 Extraordinary Items – Gains					
<b>Change In Net Position</b>	<b>\$286,788</b>			<b>\$286,788</b>	
0002 Net Position - Beginning of Fiscal Year	(2,602,694)			(2,602,694)	
0003 Accounting Changes / Residual Equity Transfers					
<b>Net Position - End Of Year</b>	<b>(\$2,315,906)</b>			<b>(\$2,315,906)</b>	

LEA : 123464502      Lower Merion SD

Printed 12/7/2017 9:21:02 AM

Amounts Expressed in Whole Dollars	<u>Food Service</u> <u>(51)</u>	<u>Child Care Operations</u> <u>(52)</u>	<u>Other Enterprise</u> <u>(58)</u>	<u>TOTAL</u>	<u>Internal Service(60)</u>
<b>Cash Flows From Operating Activities</b>					
0011 Cash Receipts From Users	2,704,335			2,704,335	
0012 Cash Receipts From Assessments Made to Other Funds					
0013 Cash Receipts From Earnings on Investments					
0014 Cash Receipts From Other Operating Revenue					
0015 Cash Payments To Employees For Services	2,544,179			2,544,179	
0016 Cash Payments For Insurance Claims					
0017 Cash Payments To Suppliers For Goods and Services	1,413,596			1,413,596	
0018 Cash Payments For Other Operating Expenses					
<b>Net Cash Provided By (Used For) Operating Activities</b>	<b>(\$1,253,440)</b>			<b>(\$1,253,440)</b>	
<b>Cash Flows From Non-Capital Financing Activities</b>					
0021 Receipts From Local Sources - 6000					
0022 Receipts From State Sources - 7000	267,542			267,542	
0023 Receipts From Federal Sources -8000	649,378			649,378	
0024 Notes and Loans Received (Repaid)					
0025 Interest Paid on Notes/Loans - 5100-830					
0026 Operating Transfers In (Out)/Residual Equity Trans					
0027 Operating Transfers In (Out) Primary Government / Comp Unit					
0028 Receipts From Refund of Prior Year Expenditures - 6991					
0029 Special and Extraordinary Gains (losses)					
<b>Net Cash Prov By (Used for) Non-Capital Financing Activities</b>	<b>\$916,920</b>			<b>\$916,920</b>	
<b>Cash Flows From Capital and Related Financing Activities</b>					
0031 Payments For Fac Acq, Const, and Imp - 4000					
0032 Gain / (Loss) on Sale of Fixed Assets - 6930					
0033 Proceeds From Extended Term Financing - 9200					
0034 Principal Paid on Financing Agreements					
0035 Interest Paid on Financing Agreements - 5100-830					
0036 (Inc) Dec in Contributed Capital					
<b>Net Cash Prov By (Used for) Capital and Related Financing Activities</b>					
<b>Cash Flows From Investing Activities</b>					
0041 Earnings on Investments - 6500					
0042 Purchase of Inv Securities / Deposits to Inv Pools					
0043 Receipts From Investment Pool Withdrawals	336,520			336,520	
0044 Proceeds from Sale and Maturity of Inv Securities					
0045 Loans Received (Paid)					
<b>Net Cash Prov By (Used for) Investing Activities</b>	<b>\$336,520</b>			<b>\$336,520</b>	



LEA : 123464502      Lower Merion SD

Printed 12/7/2017 9:21:02 AM

	<u>Food Service</u> <u>(51)</u>	<u>Child Care Operations</u> <u>(52)</u>	<u>Other Enterprise</u> <u>(58)</u>	<u>TOTAL</u>	<u>Internal Service</u> <u>(60)</u>
<b>Net Increase (Decrease) in Cash Flows</b>					
0004 Cash and Cash Equivalents Beginning of Year					
<b>Cash and Cash Equivalents at Year End</b>					
<hr/>					
<b>Reconciliation of Operating Income (Loss) To Net Cash Provided by (Used For) Operating Activities</b>					
0005 Operating Income (Loss) per REP	(635,979)			(635,979)	
<b>Adjustments</b>					
0051 Depreciation and Net Amortization	11,620			11,620	
0052 Provision for Uncollectible Accounts					
0053 Other Adjustments					
<b>Effect of Changes in Assets, Liabilities, Deferred Outflows and Deferred Inflows</b>					
0054 (Inc) Dec In Accounts Receivable (0120-0150)	19,065			19,065	
0055 Advances to Other Funds (0160)					
0056 (Inc) Dec in Inventories (0170)	28,924			28,924	
0057 (Inc) Dec in Prepaid Expenses (0180)					
0058 (Inc) Dec in Other Current or Noncurrent Assets					
0064 Deferred Outflows (0910)	(420,958)			(420,958)	
0059 Inc (Dec) in Accounts Payable (0400-0450)	(600,106)			(600,106)	
0060 Inc (Dec) in Accrued Salaries/Benefits (0461)					
0065 Inc (Dec) in Net Pension Liabilities (0570)	345,448			345,448	
0066 Inc (Dec) in Other Postemp Benefit Oblig (0560)					
0061 Inc (Dec) in Payroll Deductions/Withholding (0462)					
0062 Inc (Dec) in Unearned Revenue (0480)	4,180			4,180	
0063 Inc (Dec) in Other Current or Noncurrent Liabilities					
0067 Deferred Inflows (0950)	(5,634)			(5,634)	
<b>Total Adjustments</b>	<b>(\$617,461)</b>			<b>(\$617,461)</b>	
<b>Cash Provided By (Used for) Total</b>	<b>(\$1,253,440)</b>			<b>(\$1,253,440)</b>	
<hr/>					

COMBINED STATEMENT OF CASH FLOWS  
SCHEDULE OF NONCASH INVESTING, CAPITAL, AND FINANCING ACTIVITIES

Explanation of Transaction and Balance Sheet Effect	Amount
Total	

LEA : 123464502    Lower Merion SD

Printed 12/7/2017 9:21:03 AM

Amounts Expressed in Whole Dollars	<u>Private Purpose Trust</u> <u>(71)</u>	<u>Investment Trust</u> <u>(72)</u>	<u>Pension Trust</u> <u>(73)</u>	<u>Activity</u> <u>(81)</u>
<b>Assets And Deferred Outflows Of Resources</b>				
<b>Assets</b>				
0100 Cash and Cash Equivalents				
0110 Investments	132,301		506,197	
0130 Due From Other Funds				
0147 Due from Component Unit				
0150 Other Receivables				
0170 Inventories				
0180 Prepaid Expenses (Expenditures)				
0190 Other Current Assets				
0220 Buildings and Building Improvements (Net)				
0230 Machinery, Equipment and Furniture (Net)				
<b>Total Assets</b>	<b>\$132,301</b>		<b>\$506,197</b>	
0910 Deferred Outflows of Resources				
<b>Total Assets And Deferred Outflows Of Resources</b>	<b>\$132,301</b>		<b>\$506,197</b>	

LEA : 123464502    Lower Merion SD

Printed 12/7/2017 9:21:03 AM

Amounts Expressed in Whole Dollars		<u>Other Agency</u> <u>(89)</u>	<u>Discrete Component Units</u> <u>(98)</u>	<u>Discrete Component Units</u> <u>(99)</u>	<u>Total Fiduciary Funds</u>
<b>Assets And Deferred Outflows Of Resources</b>					
<b>Assets</b>					
0100	Cash and Cash Equivalents	422,112			422,112
0110	Investments	11,786,484			12,424,982
0130	Due From Other Funds	28,972			28,972
0147	Due from Component Unit				
0150	Other Receivables				
0170	Inventories				
0180	Prepaid Expenses (Expenditures)				
0190	Other Current Assets				
0220	Buildings and Building Improvements (Net)				
0230	Machinery, Equipment and Furniture (Net)				
<b>Total Assets</b>		<b>\$12,237,568</b>			<b>\$12,876,066</b>
0910	Deferred Outflows of Resources				
<b>Total Assets And Deferred Outflows Of Resources</b>		<b>\$12,237,568</b>			<b>\$12,876,066</b>

LEA : 123464502     Lower Merion SD

Printed 12/7/2017 9:21:03 AM

Amounts Expressed in Whole Dollars	<u>Private Purpose Trust</u> <u>(71)</u>	<u>Investment Trust</u> <u>(72)</u>	<u>Pension Trust</u> <u>(73)</u>	<u>Activity</u> <u>(81)</u>
<b>Liabilities, Deferred Inflows Of Resources And Net Position</b>				
<b>Liabilities</b>				
0400 Due to Other Funds				
0411 Due to Other Governments				
0412 Due to Primary Government				
0413 Due to Component Unit				
0420 Accounts Payable				
0430 Contracts Payable				
0450 Short-Term Payables				
0461 Accrued Salaries and Benefits				
0462 Payroll Deductions and Withholding				
0480 Unearned Revenues				
0490 Other Current Liabilities				
<b>Total Liabilities</b>				
0950 Deferred Inflows of Resources				
<b>Net Position</b>				
0791 Net Investment in Capital Assets				
0009 Restricted Net Position (0792 – 0798)	132,301		506,197	
0799 Unrestricted Net Position				
<b>Total Net Position</b>	<b>\$132,301</b>		<b>\$506,197</b>	
<b>Total Liabilities, Deferred Inflows Of Resources And Net Position</b>	<b>\$132,301</b>		<b>\$506,197</b>	

LEA : 123464502     Lower Merion SD

Printed 12/7/2017 9:21:03 AM

Amounts Expressed in Whole Dollars		<u>Other Agency</u> <u>(89)</u>	<u>Discrete Component Units</u> <u>(98)</u>	<u>Discrete Component Units</u> <u>(99)</u>	<u>Total Fiduciary Funds</u>
<b>Liabilities, Deferred Inflows Of Resources And Net Position</b>					
<b>Liabilities</b>					
0400	Due to Other Funds	5,538,627			5,538,627
0411	Due to Other Governments				
0412	Due to Primary Government				
0413	Due to Component Unit				
0420	Accounts Payable				
0430	Contracts Payable				
0450	Short-Term Payables				
0461	Accrued Salaries and Benefits				
0462	Payroll Deductions and Withholding	6,698,941			6,698,941
0480	Unearned Revenues				
0490	Other Current Liabilities				
<b>Total Liabilities</b>		<b>\$12,237,568</b>			<b>\$12,237,568</b>
0950	Deferred Inflows of Resources				
<b>Net Position</b>					
0791	Net Investment in Capital Assets				
0009	Restricted Net Position (0792 – 0798)				638,498
0799	Unrestricted Net Position				
<b>Total Net Position</b>					<b>\$638,498</b>
<b>Total Liabilities, Deferred Inflows Of Resources And Net Position</b>		<b>\$12,237,568</b>			<b>\$12,876,066</b>

LEA : 123464502     Lower Merion SD

Printed 12/7/2017 9:21:03 AM

Amounts Expressed in Whole Dollars	<u>Private Purpose Trust</u> <u>(71)</u>	<u>Investment Trust</u> <u>(72)</u>	<u>Pension Trust</u> <u>(73)</u>	<u>Discrete Component</u> <u>Units</u> <u>(98)</u>	<u>Discrete Component</u> <u>Units</u> <u>(99)</u>	<u>Total Fiduciary</u> <u>Funds</u>
<b>Additions</b>						
0091 Gifts and Contributions			13,208			13,208
0092 Other Additions	645		2,171			2,816
<b>Deductions</b>						
0093 Scholarships Awarded						
0094 Other Deductions	2,000		53,144			55,144
<b>Change In Net Position</b>	<b>(\$1,355)</b>		<b>(\$37,765)</b>			<b>(\$39,120)</b>
0006 Net Position – Beginning of Fiscal Year	133,656		543,962			677,618
0007 Net Position Held in Trust for Pension Benefits						
<b>Net Position - End of Fiscal Year</b>	<b>\$132,301</b>		<b>\$506,197</b>			<b>\$638,498</b>

LEA : 123464502     Lower Merion SD

General Fund (10)

Printed 12/7/2017 9:21:04 AM

Page - 1 of 3

	Revenue Reported In Current Year	Current Year Tax Accrual	Prior Year Tax Accrual	Taxes Collected In Current Year
<b>Revenue from Local Sources</b>				
6111 Current Real Estate Taxes	204,935,902.59	221.07		204,935,681.52
6112 Interim Real Estate Taxes	880,606.87	(20,947.15)	5,331.16	906,885.18
6113 Public Utility Realty Taxes	218,936.27			218,936.27
6143 Current Act 511 Local Services Taxes	212,468.88	53,195.04	39,944.62	199,218.46
6153 Current Act 511 Real Estate Transfer Taxes	3,768,203.40	416,131.73	425,664.55	3,777,736.22
6411 Delinquent Real Estate Taxes	4,050,273.70	140,525.08	365,683.27	4,275,431.89
6500 Earnings on Investments	738,015.11			
6700 Revenues from LEA Activities	30,710.00			
6831 Federal Revenue Received from Other Pennsylvania Public LEAs	42,563.70			
6832 Federal IDEA Revenue Received as Pass Through	1,238,040.08			
6910 Rentals	25,000.00			
6920 Contributions and Donations from Private Sources	43,816.75			
6942 Summer School Tuition	200,759.11			
6980 Revenue from Community Services Activities	56,365.00			
6991 Refunds of a Prior Year Expenditure	118,533.67			
6999 Other Revenues Not Specified Above	8,522.29			
<b>TOTAL Revenue from Local Sources</b>	<b>\$216,568,717.42</b>	<b>\$589,125.77</b>	<b>\$836,623.60</b>	<b>\$214,313,889.54</b>



	Revenue Reported In Current Year			
<b><u>Revenue from State Sources</u></b>				
7110 Basic Education Funding	3,805,077.27			
7160 Tuition for Orphans Subsidy	38,917.02			
7271 Special Education funds for School-Aged Pupils	2,935,672.08			
7311 Pupil Transportation Subsidy	1,449,280.84			
7312 Nonpublic and Charter School Pupil Transportation Subsidy	976,745.00			
7320 Rental and Sinking Fund Payments / Building Reimbursement Subsidy	680,796.43			
7330 Health Services (Medical, Dental, Nurse, Act 25)	247,382.57			
7340 State Property Tax Reduction Allocation	3,473,906.34			
7505 Ready to Learn Block Grant	276,720.00			
7599 Other State Revenue Not Listed Elsewhere in the 7000 Series	500.00			
7810 State Share of Social Security and Medicare Taxes	4,365,121.29			
7820 State Share of Retirement Contributions	17,696,091.47			
<b>TOTAL Revenue from State Sources</b>	<b>\$35,946,210.31</b>			

	Revenue Reported In Current Year			
<b><u>Revenue from Federal Sources</u></b>				
8110 Payments for Federally Impacted Areas	69,086.42			
8514 NCLB, Title I - Improving the Academic Achievement of the Disadvantaged	296,871.23			
8515 NCLB, Title II - Preparing, Training and Recruiting High Quality Teachers and Principals	136,544.35			
8810 School-Based Access Medicaid Reimbursement Program (SBAP) Reimbursements (Access)	227,202.82			
8820 Medical Assistance Reimbursement for Administrative Claiming (Quarterly) Program	23,229.77			
<b>TOTAL Revenue from Federal Sources</b>	<b>\$752,934.59</b>			
<b>TOTAL FROM ALL SOURCES</b>	<b>\$253,267,862.32</b>	<b>\$589,125.77</b>	<b>\$836,623.60</b>	<b>\$214,313,889.54</b>

Revenue from Local Sources	216,568,717.42
Revenue from State Sources	35,946,210.31
Revenue from Federal Sources	752,934.59
Other Financing Sources	
<b>TOTAL FROM ALL SOURCES</b>	<b>\$253,267,862.32</b>

LEA : 123464502      Lower Merion SD

Printed 12/7/2017 9:21:07 AM

General Fund (10)

1000 Instruction		Total
100 <u>Personnel Services – Salaries</u>		
100 Personnel Services – Salaries		79,520,828.37
Total Personnel Services – Salaries		\$79,520,828.37
200 <u>Personnel Services – Employee Benefits</u>		
210 Group Insurance – Contracted Provider		553,616.08
220 Social Security Contributions		5,892,542.42
230 PSERS Retirement Contributions		23,657,843.18
250 Unemployment Compensation		46,069.83
260 Workers’ Compensation		725,658.33
270 Group Insurance – Self-Insurance		18,000,071.17
280 Other Post-Employment Benefits (OPEB)		235,425.00
Total Personnel Services – Employee Benefits		\$49,111,226.01
300 <u>Purchased Professional and Technical Services</u>		
322 Professional Educational Services – Ius		1,467,485.47
323 Professional Educational Services – Other Educational Agencies		1,421,999.81
329 Professional Educational Services – Other		8,800.67
330 Other Professional Services		339,117.16
Total Purchased Professional and Technical Services		\$3,237,403.11
400 <u>Purchased Property Services</u>		
430 Repairs and Maintenance Services		12,978.64
440 Rentals		125,130.73
Total Purchased Property Services		\$138,109.37
500 <u>Other Purchased Services</u>		
510 Student Transportation Services		92,408.39
530 Communications		49.00
550 Printing and Binding		277.00
561 Tuition To Other School Districts Within the State		37,921.67
562 Tuition To Pennsylvania Charter Schools		821,763.30
563 Tuition To Nonpublic Schools		2,426,731.22
564 Tuition To Career and Technology Centers		426,660.48
567 Tuition To Approved Private Schools (APS) and PA Chartered Schools for the Deaf and Blind		1,056,795.12
568 Tuition To Private Residential Rehabilitative Institutions (PRRI) [In-State] and Detention Centers		41,523.60
569 Tuition – Other		7,913.00
580 Travel		5,201.53
Total Other Purchased Services		\$4,917,244.31
600 <u>Supplies</u>		
610 General Supplies		1,124,854.02
630 Food		7,103.69
640 Books and Periodicals		766,663.36
650 Supplies & Fees – Technology Related		3,341,892.38
Total Supplies		\$5,240,513.45
700 <u>Property</u>		
752 Capital Equipment – Original and Additional		7,046.00

LEA : 123464502     Lower Merion SD

Printed 12/7/2017 9:21:07 AM

General Fund (10)		
1000 Instruction		<u>Total</u>
700 <u>Property</u>		
756 Capitalized Technology Hardware and Equipment – Original		475,188.68
Total Property		\$482,234.68
800 <u>Other Objects</u>		
810 Dues and Fees		15,626.68
890 Miscellaneous Expenditures		5,260.00
Total Other Objects		\$20,886.68
Total 1000 Instruction		\$142,668,445.98

LEA : 123464502      Lower Merion SD

Printed 12/7/2017 9:21:07 AM

General Fund (10)

1100 Regular Programs – Elementary / Secondary

	Elementary	Secondary	Federal	Total
<b>100 <u>Personnel Services – Salaries</u></b>				
100 Personnel Services – Salaries	27,122,411.12	30,581,135.66	267,806.12	57,971,352.90
<b>Total Personnel Services – Salaries</b>	<b>\$27,122,411.12</b>	<b>\$30,581,135.66</b>	<b>\$267,806.12</b>	<b>\$57,971,352.90</b>
<b>200 <u>Personnel Services – Employee Benefits</u></b>				
210 Group Insurance – Contracted Provider	199,219.86	210,121.33		409,341.19
220 Social Security Contributions	2,019,216.80	2,250,698.08	10,255.95	4,280,170.83
230 PSERS Retirement Contributions	8,116,252.82	9,090,602.04	40,223.44	17,247,078.30
250 Unemployment Compensation	16,578.22	17,485.30		34,063.52
260 Workers' Compensation	261,126.86	275,416.12		536,542.98
270 Group Insurance – Self-Insurance	6,415,599.96	6,809,020.92		13,224,620.88
280 Other Post-Employment Benefits (OPEB)	86,236.62	104,288.38		190,525.00
<b>Total Personnel Services – Employee Benefits</b>	<b>\$17,114,231.14</b>	<b>\$18,757,632.17</b>	<b>\$50,479.39</b>	<b>\$35,922,342.70</b>
<b>300 <u>Purchased Professional and Technical Services</u></b>				
322 Professional Educational Services – Ius		2,398.50		2,398.50
330 Other Professional Services	20,553.80	270,922.95	8,413.67	299,890.42
<b>Total Purchased Professional and Technical Services</b>	<b>\$20,553.80</b>	<b>\$273,321.45</b>	<b>\$8,413.67</b>	<b>\$302,288.92</b>
<b>400 <u>Purchased Property Services</u></b>				
430 Repairs and Maintenance Services	12,295.94	682.70		12,978.64
440 Rentals	43,457.09	81,673.64		125,130.73
<b>Total Purchased Property Services</b>	<b>\$55,753.03</b>	<b>\$82,356.34</b>		<b>\$138,109.37</b>
<b>500 <u>Other Purchased Services</u></b>				
510 Student Transportation Services	7,885.00	83,360.14		91,245.14
530 Communications			49.00	49.00
550 Printing and Binding		(93.00)		(93.00)
562 Tuition To Pennsylvania Charter Schools	56,856.85	294,151.59		351,008.44
563 Tuition To Nonpublic Schools		36,328.00		36,328.00
568 Tuition To Private Residential Rehabilitative Institutions (PRRI) [In-State] and Detention Centers		11,943.32		11,943.32
580 Travel	1,004.09	2,402.36		3,406.45
<b>Total Other Purchased Services</b>	<b>\$65,745.94</b>	<b>\$428,092.41</b>	<b>\$49.00</b>	<b>\$493,887.35</b>
<b>600 <u>Supplies</u></b>				
610 General Supplies	502,588.79	525,302.79	3,756.75	1,031,648.33
630 Food	1,097.34	1,972.00	448.00	3,517.34
640 Books and Periodicals	296,193.99	336,193.24	103,474.22	735,861.45
650 Supplies & Fees – Technology Related	1,700,923.29	1,555,035.75	842.00	3,256,801.04
<b>Total Supplies</b>	<b>\$2,500,803.41</b>	<b>\$2,418,503.78</b>	<b>\$108,520.97</b>	<b>\$5,027,828.16</b>
<b>700 <u>Property</u></b>				
752 Capital Equipment – Original and Additional		7,046.00		7,046.00
756 Capitalized Technology Hardware and Equipment – Original	237,594.34	237,594.34		475,188.68
<b>Total Property</b>	<b>\$237,594.34</b>	<b>\$244,640.34</b>		<b>\$482,234.68</b>
<b>800 <u>Other Objects</u></b>				
810 Dues and Fees	2,454.68	9,167.00		11,621.68

LEA : 123464502    Lower Merion SD

Printed 12/7/2017 9:21:07 AM

General Fund (10)

1100 Regular Programs – Elementary / Secondary	<u>Elementary</u>	<u>Secondary</u>	<u>Federal</u>	<u>Total</u>
800 <u>Other Objects</u>				
890 Miscellaneous Expenditures	3,430.00			3,430.00
Total Other Objects	\$5,884.68	\$9,167.00		\$15,051.68
Total 1100 Regular Programs – Elementary / Secondary	\$47,122,977.46	\$52,794,849.15	\$435,269.15	\$100,353,095.76

LEA : 123464502 Lower Merion SD

Printed 12/7/2017 9:21:07 AM

General Fund (10)

1110 Regular Programs

	Elementary	Secondary	Federal	Total
<b>100 <u>Personnel Services – Salaries</u></b>				
100 Personnel Services – Salaries	27,122,411.12	30,581,135.66		57,703,546.78
<b>Total Personnel Services – Salaries</b>	<b>\$27,122,411.12</b>	<b>\$30,581,135.66</b>		<b>\$57,703,546.78</b>
<b>200 <u>Personnel Services – Employee Benefits</u></b>				
210 Group Insurance – Contracted Provider	199,219.86	210,121.33		409,341.19
220 Social Security Contributions	2,019,216.80	2,250,698.08		4,269,914.88
230 PSERS Retirement Contributions	8,116,252.82	9,090,602.04		17,206,854.86
250 Unemployment Compensation	16,578.22	17,485.30		34,063.52
260 Workers' Compensation	261,126.86	275,416.12		536,542.98
270 Group Insurance – Self-Insurance	6,415,599.96	6,809,020.92		13,224,620.88
280 Other Post-Employment Benefits (OPEB)	86,236.62	104,288.38		190,525.00
<b>Total Personnel Services – Employee Benefits</b>	<b>\$17,114,231.14</b>	<b>\$18,757,632.17</b>		<b>\$35,871,863.31</b>
<b>300 <u>Purchased Professional and Technical Services</u></b>				
322 Professional Educational Services – Ius		2,398.50		2,398.50
330 Other Professional Services	20,553.80	270,922.95		291,476.75
<b>Total Purchased Professional and Technical Services</b>	<b>\$20,553.80</b>	<b>\$273,321.45</b>		<b>\$293,875.25</b>
<b>400 <u>Purchased Property Services</u></b>				
430 Repairs and Maintenance Services	12,295.94	682.70		12,978.64
440 Rentals	43,457.09	81,673.64		125,130.73
<b>Total Purchased Property Services</b>	<b>\$55,753.03</b>	<b>\$82,356.34</b>		<b>\$138,109.37</b>
<b>500 <u>Other Purchased Services</u></b>				
510 Student Transportation Services	7,885.00	83,360.14		91,245.14
550 Printing and Binding		(93.00)		(93.00)
562 Tuition To Pennsylvania Charter Schools	56,856.85	294,151.59		351,008.44
563 Tuition To Nonpublic Schools		36,328.00		36,328.00
568 Tuition To Private Residential Rehabilitative Institutions (PRRI) [In-State] and Detention Centers		11,943.32		11,943.32
580 Travel	1,004.09	2,402.36		3,406.45
<b>Total Other Purchased Services</b>	<b>\$65,745.94</b>	<b>\$428,092.41</b>		<b>\$493,838.35</b>
<b>600 <u>Supplies</u></b>				
610 General Supplies	502,588.79	525,302.79		1,027,891.58
630 Food	1,097.34	1,972.00		3,069.34
640 Books and Periodicals	296,193.99	336,193.24		632,387.23
650 Supplies & Fees – Technology Related	1,700,923.29	1,555,035.75		3,255,959.04
<b>Total Supplies</b>	<b>\$2,500,803.41</b>	<b>\$2,418,503.78</b>		<b>\$4,919,307.19</b>
<b>700 <u>Property</u></b>				
752 Capital Equipment – Original and Additional		7,046.00		7,046.00
756 Capitalized Technology Hardware and Equipment – Original	237,594.34	237,594.34		475,188.68
<b>Total Property</b>	<b>\$237,594.34</b>	<b>\$244,640.34</b>		<b>\$482,234.68</b>
<b>800 <u>Other Objects</u></b>				
810 Dues and Fees	2,454.68	9,167.00		11,621.68
890 Miscellaneous Expenditures	3,430.00			3,430.00



LEA : 123464502     Lower Merion SD

Printed 12/7/2017 9:21:07 AM

General Fund (10)

1110 Regular Programs

	<u>Elementary</u>	<u>Secondary</u>	<u>Federal</u>	<u>Total</u>
Total Other Objects	\$5,884.68	\$9,167.00		\$15,051.68
Total 1110 Regular Programs	\$47,122,977.46	\$52,794,849.15		\$99,917,826.61

LEA : 123464502      Lower Merion SD

Printed 12/7/2017 9:21:07 AM

General Fund (10)				
1190 Federally-Funded Regular Programs	<u>Elementary</u>	<u>Secondary</u>	<u>Federal</u>	<u>Total</u>
100 <u>Personnel Services – Salaries</u>				
100 Personnel Services – Salaries			267,806.12	267,806.12
Total Personnel Services – Salaries			\$267,806.12	\$267,806.12
200 <u>Personnel Services – Employee Benefits</u>				
220 Social Security Contributions			10,255.95	10,255.95
230 PSERS Retirement Contributions			40,223.44	40,223.44
Total Personnel Services – Employee Benefits			\$50,479.39	\$50,479.39
300 <u>Purchased Professional and Technical Services</u>				
330 Other Professional Services			8,413.67	8,413.67
Total Purchased Professional and Technical Services			\$8,413.67	\$8,413.67
500 <u>Other Purchased Services</u>				
530 Communications			49.00	49.00
Total Other Purchased Services			\$49.00	\$49.00
600 <u>Supplies</u>				
610 General Supplies			3,756.75	3,756.75
630 Food			448.00	448.00
640 Books and Periodicals			103,474.22	103,474.22
650 Supplies & Fees – Technology Related			842.00	842.00
Total Supplies			\$108,520.97	\$108,520.97
Total 1190 Federally-Funded Regular Programs			\$435,269.15	\$435,269.15

LEA : 123464502      Lower Merion SD

Printed 12/7/2017 9:21:07 AM

General Fund (10)

1200 Special Programs – Elementary / Secondary	Elementary	Secondary	Federal	Total
<b>100 Personnel Services – Salaries</b>				
100 Personnel Services – Salaries	12,448,342.57	8,530,489.66	76,577.39	21,055,409.62
<b>Total Personnel Services – Salaries</b>	<b>\$12,448,342.57</b>	<b>\$8,530,489.66</b>	<b>\$76,577.39</b>	<b>\$21,055,409.62</b>
<b>200 Personnel Services – Employee Benefits</b>				
210 Group Insurance – Contracted Provider	83,847.72	60,223.39		144,071.11
220 Social Security Contributions	935,017.22	635,116.41	5,266.99	1,575,400.62
230 PSERS Retirement Contributions	3,704,607.66	2,537,303.38	21,172.57	6,263,083.61
250 Unemployment Compensation	6,977.86	5,011.49		11,989.35
260 Workers' Compensation	109,910.55	78,937.70		188,848.25
270 Group Insurance – Self-Insurance	2,811,589.03	1,957,270.92		4,768,859.95
280 Other Post-Employment Benefits (OPEB)	44,900.00			44,900.00
<b>Total Personnel Services – Employee Benefits</b>	<b>\$7,696,850.04</b>	<b>\$5,273,863.29</b>	<b>\$26,439.56</b>	<b>\$12,997,152.89</b>
<b>300 Purchased Professional and Technical Services</b>				
322 Professional Educational Services – Ius	16,324.47	242,382.12	1,194,937.54	1,453,644.13
323 Professional Educational Services – Other Educational Agencies	1,122,418.22	291,010.55		1,413,428.77
330 Other Professional Services		1,550.00	35,551.74	37,101.74
<b>Total Purchased Professional and Technical Services</b>	<b>\$1,138,742.69</b>	<b>\$534,942.67</b>	<b>\$1,230,489.28</b>	<b>\$2,904,174.64</b>
<b>500 Other Purchased Services</b>				
510 Student Transportation Services		390.25		390.25
561 Tuition To Other School Districts Within the State	10,466.01	8,703.39		19,169.40
562 Tuition To Pennsylvania Charter Schools	216,306.94	254,447.92		470,754.86
563 Tuition To Nonpublic Schools	127,855.00	2,262,548.22		2,390,403.22
567 Tuition To Approved Private Schools (APS) and PA Chartered Schools for the Deaf and Blind	488,501.64	535,726.79	31,758.05	1,055,986.48
568 Tuition To Private Residential Rehabilitative Institutions (PRRI) [In-State] and Detention Centers		5,273.03		5,273.03
569 Tuition – Other		875.00		875.00
580 Travel	117.05	1,678.03		1,795.08
<b>Total Other Purchased Services</b>	<b>\$843,246.64</b>	<b>\$3,069,642.63</b>	<b>\$31,758.05</b>	<b>\$3,944,647.32</b>
<b>600 Supplies</b>				
610 General Supplies	53,071.20	12,597.35	9,423.77	75,092.32
640 Books and Periodicals	24,339.43	2,029.64		26,369.07
650 Supplies & Fees – Technology Related	54,756.06	29,836.28		84,592.34
<b>Total Supplies</b>	<b>\$132,166.69</b>	<b>\$44,463.27</b>	<b>\$9,423.77</b>	<b>\$186,053.73</b>
<b>800 Other Objects</b>				
810 Dues and Fees	156.00			156.00
890 Miscellaneous Expenditures	1,830.00			1,830.00
<b>Total Other Objects</b>	<b>\$1,986.00</b>			<b>\$1,986.00</b>
<b>Total 1200 Special Programs – Elementary / Secondary</b>	<b>\$22,261,334.63</b>	<b>\$17,453,401.52</b>	<b>\$1,374,688.05</b>	<b>\$41,089,424.20</b>

LEA : 123464502      Lower Merion SD

Printed 12/7/2017 9:21:07 AM

<b>General Fund (10)</b>				
<b>1210 Life Skills Support</b>	<u>Elementary</u>	<u>Secondary</u>	<u>Federal</u>	<u>Total</u>
<b>100 <u>Personnel Services – Salaries</u></b>				
100 Personnel Services – Salaries	557,861.06	425,041.51		982,902.57
<b>Total Personnel Services – Salaries</b>	<b>\$557,861.06</b>	<b>\$425,041.51</b>		<b>\$982,902.57</b>
<b>200 <u>Personnel Services – Employee Benefits</u></b>				
210 Group Insurance – Contracted Provider	3,576.26	3,332.32		6,908.58
220 Social Security Contributions	42,558.61	31,565.76		74,124.37
230 PSERS Retirement Contributions	166,245.02	126,716.44		292,961.46
250 Unemployment Compensation	297.59	277.30		574.89
260 Workers' Compensation	4,687.59	4,367.84		9,055.43
270 Group Insurance – Self-Insurance	126,283.29	106,612.43		232,895.72
<b>Total Personnel Services – Employee Benefits</b>	<b>\$343,648.36</b>	<b>\$272,872.09</b>		<b>\$616,520.45</b>
<b>300 <u>Purchased Professional and Technical Services</u></b>				
322 Professional Educational Services – Ius			152,426.44	152,426.44
323 Professional Educational Services – Other Educational Agencies	20,532.57	1,131.00		21,663.57
<b>Total Purchased Professional and Technical Services</b>	<b>\$20,532.57</b>	<b>\$1,131.00</b>	<b>\$152,426.44</b>	<b>\$174,090.01</b>
<b>500 <u>Other Purchased Services</u></b>				
510 Student Transportation Services		390.25		390.25
563 Tuition To Nonpublic Schools		133,107.10		133,107.10
567 Tuition To Approved Private Schools (APS) and PA Chartered Schools for the Deaf and Blind		18,050.44		18,050.44
580 Travel		1,592.01		1,592.01
<b>Total Other Purchased Services</b>		<b>\$153,139.80</b>		<b>\$153,139.80</b>
<b>600 <u>Supplies</u></b>				
610 General Supplies	591.70	1,726.58		2,318.28
640 Books and Periodicals	3,358.24			3,358.24
650 Supplies & Fees – Technology Related	225.00	340.00		565.00
<b>Total Supplies</b>	<b>\$4,174.94</b>	<b>\$2,066.58</b>		<b>\$6,241.52</b>
<b>Total 1210 Life Skills Support</b>	<b>\$926,216.93</b>	<b>\$854,250.98</b>	<b>\$152,426.44</b>	<b>\$1,932,894.35</b>

LEA : 123464502      Lower Merion SD

Printed 12/7/2017 9:21:07 AM

General Fund (10)

1220 Sensory Support

	Elementary	Secondary	Federal	Total
<b>100 <u>Personnel Services – Salaries</u></b>				
100 Personnel Services – Salaries	1,436,031.89	331,174.03		1,767,205.92
<b>Total Personnel Services – Salaries</b>	<b>\$1,436,031.89</b>	<b>\$331,174.03</b>		<b>\$1,767,205.92</b>
<b>200 <u>Personnel Services – Employee Benefits</u></b>				
210 Group Insurance – Contracted Provider	11,271.38	2,583.18		13,854.56
220 Social Security Contributions	105,727.53	24,543.36		130,270.89
230 PSERS Retirement Contributions	426,807.61	98,751.15		525,558.76
250 Unemployment Compensation	937.95	214.96		1,152.91
260 Workers' Compensation	14,773.91	3,385.91		18,159.82
270 Group Insurance – Self-Insurance	354,557.51	81,408.44		435,965.95
280 Other Post-Employment Benefits (OPEB)	2,000.00			2,000.00
<b>Total Personnel Services – Employee Benefits</b>	<b>\$916,075.89</b>	<b>\$210,887.00</b>		<b>\$1,126,962.89</b>
<b>300 <u>Purchased Professional and Technical Services</u></b>				
322 Professional Educational Services – Ius	12,944.47	(6,795.47)	341,618.05	347,767.05
323 Professional Educational Services – Other Educational Agencies	330,006.18	26,025.76		356,031.94
<b>Total Purchased Professional and Technical Services</b>	<b>\$342,950.65</b>	<b>\$19,230.29</b>	<b>\$341,618.05</b>	<b>\$703,798.99</b>
<b>500 <u>Other Purchased Services</u></b>				
561 Tuition To Other School Districts Within the State	10,466.01			10,466.01
580 Travel	57.51			57.51
<b>Total Other Purchased Services</b>	<b>\$10,523.52</b>			<b>\$10,523.52</b>
<b>600 <u>Supplies</u></b>				
610 General Supplies		647.08		647.08
640 Books and Periodicals	110.25			110.25
650 Supplies & Fees – Technology Related	2,097.94			2,097.94
<b>Total Supplies</b>	<b>\$2,208.19</b>	<b>\$647.08</b>		<b>\$2,855.27</b>
<b>Total 1220 Sensory Support</b>	<b>\$2,707,790.14</b>	<b>\$561,938.40</b>	<b>\$341,618.05</b>	<b>\$3,611,346.59</b>

LEA : 123464502      Lower Merion SD

Printed 12/7/2017 9:21:07 AM

General Fund (10)

1230 Emotional Support	Elementary	Secondary	Federal	Total
100 <u>Personnel Services – Salaries</u>				
100 Personnel Services – Salaries	4,643,184.91	3,039,389.21	38,425.17	7,720,999.29
<b>Total Personnel Services – Salaries</b>	<b>\$4,643,184.91</b>	<b>\$3,039,389.21</b>	<b>\$38,425.17</b>	<b>\$7,720,999.29</b>
200 <u>Personnel Services – Employee Benefits</u>				
210 Group Insurance – Contracted Provider	29,440.53	21,145.53		50,586.06
220 Social Security Contributions	353,033.19	227,219.60	2,842.82	583,095.61
230 PSERS Retirement Contributions	1,384,636.87	907,891.13	11,202.60	2,303,730.60
250 Unemployment Compensation	2,450.37	1,759.62		4,209.99
260 Workers' Compensation	38,596.43	27,716.45		66,312.88
270 Group Insurance – Self-Insurance	1,035,166.70	688,342.49		1,723,509.19
280 Other Post-Employment Benefits (OPEB)	1,562.50			1,562.50
<b>Total Personnel Services – Employee Benefits</b>	<b>\$2,844,886.59</b>	<b>\$1,874,074.82</b>	<b>\$14,045.42</b>	<b>\$4,733,006.83</b>
300 <u>Purchased Professional and Technical Services</u>				
322 Professional Educational Services – Ius		231,304.89	469,598.58	700,903.47
323 Professional Educational Services – Other Educational Agencies	99,160.72	1,596.86		100,757.58
<b>Total Purchased Professional and Technical Services</b>	<b>\$99,160.72</b>	<b>\$232,901.75</b>	<b>\$469,598.58</b>	<b>\$801,661.05</b>
500 <u>Other Purchased Services</u>				
563 Tuition To Nonpublic Schools	91,350.00	1,378,059.76		1,469,409.76
567 Tuition To Approved Private Schools (APS) and PA Chartered Schools for the Deaf and Blind	195,853.13	165,353.00	31,758.05	392,964.18
580 Travel	31.68			31.68
<b>Total Other Purchased Services</b>	<b>\$287,234.81</b>	<b>\$1,543,412.76</b>	<b>\$31,758.05</b>	<b>\$1,862,405.62</b>
600 <u>Supplies</u>				
610 General Supplies	15,168.12	3,510.90	1,322.24	20,001.26
640 Books and Periodicals	6,523.98	454.40		6,978.38
650 Supplies & Fees – Technology Related	16,526.78	79.99		16,606.77
<b>Total Supplies</b>	<b>\$38,218.88</b>	<b>\$4,045.29</b>	<b>\$1,322.24</b>	<b>\$43,586.41</b>
800 <u>Other Objects</u>				
890 Miscellaneous Expenditures	1,830.00			1,830.00
<b>Total Other Objects</b>	<b>\$1,830.00</b>			<b>\$1,830.00</b>
<b>Total 1230 Emotional Support</b>	<b>\$7,914,515.91</b>	<b>\$6,693,823.83</b>	<b>\$555,149.46</b>	<b>\$15,163,489.20</b>

LEA : 123464502      Lower Merion SD

Printed 12/7/2017 9:21:07 AM

General Fund (10)

1240 Academic Support

	Elementary	Secondary	Federal	Total
<b>100 Personnel Services – Salaries</b>				
100 Personnel Services – Salaries	5,811,139.03	4,717,107.79	38,152.22	10,566,399.04
<b>Total Personnel Services – Salaries</b>	<b>\$5,811,139.03</b>	<b>\$4,717,107.79</b>	<b>\$38,152.22</b>	<b>\$10,566,399.04</b>
<b>200 Personnel Services – Employee Benefits</b>				
210 Group Insurance – Contracted Provider	39,559.55	33,162.36		72,721.91
220 Social Security Contributions	433,688.28	350,435.25	2,424.17	786,547.70
230 PSERS Retirement Contributions	1,726,918.16	1,398,606.09	9,969.97	3,135,494.22
250 Unemployment Compensation	3,291.95	2,759.61		6,051.56
260 Workers' Compensation	51,852.62	43,467.50		95,320.12
270 Group Insurance – Self-Insurance	1,295,581.53	1,080,907.56		2,376,489.09
280 Other Post-Employment Benefits (OPEB)	41,337.50			41,337.50
<b>Total Personnel Services – Employee Benefits</b>	<b>\$3,592,229.59</b>	<b>\$2,909,338.37</b>	<b>\$12,394.14</b>	<b>\$6,513,962.10</b>
<b>300 Purchased Professional and Technical Services</b>				
322 Professional Educational Services – Ius	3,380.00	11,367.96	162,958.28	177,706.24
323 Professional Educational Services – Other Educational Agencies	215,026.29	87,919.03		302,945.32
330 Other Professional Services		1,550.00	35,551.74	37,101.74
<b>Total Purchased Professional and Technical Services</b>	<b>\$218,406.29</b>	<b>\$100,836.99</b>	<b>\$198,510.02</b>	<b>\$517,753.30</b>
<b>500 Other Purchased Services</b>				
561 Tuition To Other School Districts Within the State		2,632.23		2,632.23
562 Tuition To Pennsylvania Charter Schools	216,306.94	254,447.92		470,754.86
563 Tuition To Nonpublic Schools	36,505.00	751,381.36		787,886.36
568 Tuition To Private Residential Rehabilitative Institutions (PRRI) [In-State] and Detention Centers		5,273.03		5,273.03
569 Tuition – Other		875.00		875.00
580 Travel	27.86	86.02		113.88
<b>Total Other Purchased Services</b>	<b>\$252,839.80</b>	<b>\$1,014,695.56</b>		<b>\$1,267,535.36</b>
<b>600 Supplies</b>				
610 General Supplies	15,349.74	5,466.01	8,101.53	28,917.28
640 Books and Periodicals	14,346.96	1,575.24		15,922.20
650 Supplies & Fees – Technology Related	35,906.34	29,416.29		65,322.63
<b>Total Supplies</b>	<b>\$65,603.04</b>	<b>\$36,457.54</b>	<b>\$8,101.53</b>	<b>\$110,162.11</b>
<b>800 Other Objects</b>				
810 Dues and Fees	156.00			156.00
<b>Total Other Objects</b>	<b>\$156.00</b>			<b>\$156.00</b>
<b>Total 1240 Academic Support</b>	<b>\$9,940,373.75</b>	<b>\$8,778,436.25</b>	<b>\$257,157.91</b>	<b>\$18,975,967.91</b>

LEA : 123464502      Lower Merion SD

Printed 12/7/2017 9:21:07 AM

General Fund (10)

1241 Learning Support – Public	Elementary	Secondary	Federal	Total
100 <u>Personnel Services – Salaries</u>				
100 Personnel Services – Salaries	4,934,978.07	3,795,434.09	38,152.22	8,768,564.38
<b>Total Personnel Services – Salaries</b>	<b>\$4,934,978.07</b>	<b>\$3,795,434.09</b>	<b>\$38,152.22</b>	<b>\$8,768,564.38</b>
200 <u>Personnel Services – Employee Benefits</u>				
210 Group Insurance – Contracted Provider	33,487.26	26,812.77		60,300.03
220 Social Security Contributions	369,927.63	283,516.71	2,424.17	655,868.51
230 PSERS Retirement Contributions	1,466,479.85	1,123,981.00	9,969.97	2,600,430.82
250 Unemployment Compensation	2,786.65	2,231.23		5,017.88
260 Workers' Compensation	43,893.39	35,144.78		79,038.17
270 Group Insurance – Self-Insurance	1,098,499.31	872,384.54		1,970,883.85
280 Other Post-Employment Benefits (OPEB)	41,337.50			41,337.50
<b>Total Personnel Services – Employee Benefits</b>	<b>\$3,056,411.59</b>	<b>\$2,344,071.03</b>	<b>\$12,394.14</b>	<b>\$5,412,876.76</b>
300 <u>Purchased Professional and Technical Services</u>				
322 Professional Educational Services – Ius		10,927.96	162,958.28	173,886.24
323 Professional Educational Services – Other Educational Agencies	215,026.29	87,919.03		302,945.32
330 Other Professional Services			35,551.74	35,551.74
<b>Total Purchased Professional and Technical Services</b>	<b>\$215,026.29</b>	<b>\$98,846.99</b>	<b>\$198,510.02</b>	<b>\$512,383.30</b>
500 <u>Other Purchased Services</u>				
561 Tuition To Other School Districts Within the State		2,632.23		2,632.23
562 Tuition To Pennsylvania Charter Schools	216,306.94	254,447.92		470,754.86
563 Tuition To Nonpublic Schools	36,505.00	751,381.36		787,886.36
568 Tuition To Private Residential Rehabilitative Institutions (PRRI) [In-State] and Detention Centers		4,986.24		4,986.24
<b>Total Other Purchased Services</b>	<b>\$252,811.94</b>	<b>\$1,013,447.75</b>		<b>\$1,266,259.69</b>
600 <u>Supplies</u>				
610 General Supplies	4,840.49	4,183.46	8,101.53	17,125.48
640 Books and Periodicals	13,475.40	1,266.11		14,741.51
650 Supplies & Fees – Technology Related	29,859.14	22,243.33		52,102.47
<b>Total Supplies</b>	<b>\$48,175.03</b>	<b>\$27,692.90</b>	<b>\$8,101.53</b>	<b>\$83,969.46</b>
<b>Total 1241 Learning Support – Public</b>	<b>\$8,507,402.92</b>	<b>\$7,279,492.76</b>	<b>\$257,157.91</b>	<b>\$16,044,053.59</b>



LEA : 123464502     Lower Merion SD

Printed 12/7/2017 9:21:07 AM

General Fund (10)

1242 Learning Support – PRRI

<u>Elementary</u>	<u>Secondary</u>	<u>Federal</u>	<u>Total</u>
-------------------	------------------	----------------	--------------

500 Other Purchased Services

568 Tuition To Private Residential Rehabilitative Institutions (PRRI) [In-State] and Detention Centers	286.79		286.79
--	--------	--	--------

<b>Total Other Purchased Services</b>	<b>\$286.79</b>		<b>\$286.79</b>
---------------------------------------	-----------------	--	-----------------

<b>Total 1242 Learning Support – PRRI</b>	<b>\$286.79</b>		<b>\$286.79</b>
---	-----------------	--	-----------------

LEA : 123464502      Lower Merion SD

Printed 12/7/2017 9:21:07 AM

<b>General Fund (10)</b>				
<b>1243 Gifted Support</b>	<u>Elementary</u>	<u>Secondary</u>	<u>Federal</u>	<u>Total</u>
<b>100 <u>Personnel Services – Salaries</u></b>				
100 Personnel Services – Salaries	876,160.96	921,673.70		1,797,834.66
<b>Total Personnel Services – Salaries</b>	<b>\$876,160.96</b>	<b>\$921,673.70</b>		<b>\$1,797,834.66</b>
<b>200 <u>Personnel Services – Employee Benefits</u></b>				
210 Group Insurance – Contracted Provider	6,072.29	6,349.59		12,421.88
220 Social Security Contributions	63,760.65	66,918.54		130,679.19
230 PSERS Retirement Contributions	260,438.31	274,625.09		535,063.40
250 Unemployment Compensation	505.30	528.38		1,033.68
260 Workers' Compensation	7,959.23	8,322.72		16,281.95
270 Group Insurance – Self-Insurance	197,082.22	208,523.02		405,605.24
<b>Total Personnel Services – Employee Benefits</b>	<b>\$535,818.00</b>	<b>\$565,267.34</b>		<b>\$1,101,085.34</b>
<b>300 <u>Purchased Professional and Technical Services</u></b>				
322 Professional Educational Services – Ius	3,380.00	440.00		3,820.00
330 Other Professional Services		1,550.00		1,550.00
<b>Total Purchased Professional and Technical Services</b>	<b>\$3,380.00</b>	<b>\$1,990.00</b>		<b>\$5,370.00</b>
<b>500 <u>Other Purchased Services</u></b>				
569 Tuition – Other		875.00		875.00
580 Travel	27.86	86.02		113.88
<b>Total Other Purchased Services</b>	<b>\$27.86</b>	<b>\$961.02</b>		<b>\$988.88</b>
<b>600 <u>Supplies</u></b>				
610 General Supplies	10,509.25	1,282.55		11,791.80
640 Books and Periodicals	871.56	309.13		1,180.69
650 Supplies & Fees – Technology Related	6,047.20	7,172.96		13,220.16
<b>Total Supplies</b>	<b>\$17,428.01</b>	<b>\$8,764.64</b>		<b>\$26,192.65</b>
<b>800 <u>Other Objects</u></b>				
810 Dues and Fees	156.00			156.00
<b>Total Other Objects</b>	<b>\$156.00</b>			<b>\$156.00</b>
<b>Total 1243 Gifted Support</b>	<b>\$1,432,970.83</b>	<b>\$1,498,656.70</b>		<b>\$2,931,627.53</b>

LEA : 123464502     Lower Merion SD

Printed 12/7/2017 9:21:07 AM

General Fund (10)

1260 Physical Support	<u>Elementary</u>	<u>Secondary</u>	<u>Federal</u>	<u>Total</u>
300 <u>Purchased Professional and Technical Services</u>				
322 Professional Educational Services – Ius			17,815.68	17,815.68
323 Professional Educational Services – Other Educational Agencies	78,001.95	22,177.35		100,179.30
Total Purchased Professional and Technical Services	\$78,001.95	\$22,177.35	\$17,815.68	\$117,994.98
600 <u>Supplies</u>				
610 General Supplies	11,018.40	647.08		11,665.48
Total Supplies	\$11,018.40	\$647.08		\$11,665.48
Total 1260 Physical Support	\$89,020.35	\$22,824.43	\$17,815.68	\$129,660.46

LEA : 123464502      Lower Merion SD

Printed 12/7/2017 9:21:07 AM

General Fund (10)				
1270 Multi-Handicapped Support	<u>Elementary</u>	<u>Secondary</u>	<u>Federal</u>	<u>Total</u>
100 <u>Personnel Services – Salaries</u>				
100 Personnel Services – Salaries	125.68	17,777.12		17,902.80
<b>Total Personnel Services – Salaries</b>	<b>\$125.68</b>	<b>\$17,777.12</b>		<b>\$17,902.80</b>
200 <u>Personnel Services – Employee Benefits</u>				
220 Social Security Contributions	9.61	1,352.44		1,362.05
230 PSERS Retirement Contributions		5,338.57		5,338.57
<b>Total Personnel Services – Employee Benefits</b>	<b>\$9.61</b>	<b>\$6,691.01</b>		<b>\$6,700.62</b>
300 <u>Purchased Professional and Technical Services</u>				
322 Professional Educational Services – Ius		6,504.74	20,464.85	26,969.59
<b>Total Purchased Professional and Technical Services</b>		<b>\$6,504.74</b>	<b>\$20,464.85</b>	<b>\$26,969.59</b>
500 <u>Other Purchased Services</u>				
561 Tuition To Other School Districts Within the State		6,071.16		6,071.16
567 Tuition To Approved Private Schools (APS) and PA Chartered Schools for the Deaf and Blind	82,231.00	46,437.65		128,668.65
<b>Total Other Purchased Services</b>	<b>\$82,231.00</b>	<b>\$52,508.81</b>		<b>\$134,739.81</b>
<b>Total 1270 Multi-Handicapped Support</b>	<b>\$82,366.29</b>	<b>\$83,481.68</b>	<b>\$20,464.85</b>	<b>\$186,312.82</b>

LEA : 123464502      Lower Merion SD

Printed 12/7/2017 9:21:07 AM

General Fund (10)				
1290 Special Programs - Other Support	<u>Elementary</u>	<u>Secondary</u>	<u>Federal</u>	<u>Total</u>
300 <u>Purchased Professional and Technical Services</u>				
322 Professional Educational Services – Ius			30,055.66	30,055.66
323 Professional Educational Services – Other Educational Agencies	379,690.51	152,160.55		531,851.06
<b>Total Purchased Professional and Technical Services</b>	<b>\$379,690.51</b>	<b>\$152,160.55</b>	<b>\$30,055.66</b>	<b>\$561,906.72</b>
500 <u>Other Purchased Services</u>				
567 Tuition To Approved Private Schools (APS) and PA Chartered Schools for the Deaf and Blind	210,417.51	305,885.70		516,303.21
<b>Total Other Purchased Services</b>	<b>\$210,417.51</b>	<b>\$305,885.70</b>		<b>\$516,303.21</b>
600 <u>Supplies</u>				
610 General Supplies	10,943.24	599.70		11,542.94
<b>Total Supplies</b>	<b>\$10,943.24</b>	<b>\$599.70</b>		<b>\$11,542.94</b>
<b>Total 1290 Special Programs - Other Support</b>	<b>\$601,051.26</b>	<b>\$458,645.95</b>	<b>\$30,055.66</b>	<b>\$1,089,752.87</b>

LEA : 123464502     Lower Merion SD

Printed 12/7/2017 9:21:07 AM

General Fund (10)

1300 Vocational Education

	<u>Elementary</u>	<u>Secondary</u>	<u>Federal</u>	<u>Total</u>
500 <u>Other Purchased Services</u>				
564 Tuition To Career and Technology Centers		426,660.48		426,660.48
<b>Total Other Purchased Services</b>		<b>\$426,660.48</b>		<b>\$426,660.48</b>
<b>Total 1300 Vocational Education</b>		<b>\$426,660.48</b>		<b>\$426,660.48</b>

LEA : 123464502      Lower Merion SD

Printed 12/7/2017 9:21:07 AM

General Fund (10)

1400 Other Instructional Programs – Elementary / Secondary	Elementary	Secondary	Federal	Total
<b>100 Personnel Services – Salaries</b>				
100 Personnel Services – Salaries	236,017.13	233,148.17	24,900.55	494,065.85
<b>Total Personnel Services – Salaries</b>	<b>\$236,017.13</b>	<b>\$233,148.17</b>	<b>\$24,900.55</b>	<b>\$494,065.85</b>
<b>200 Personnel Services – Employee Benefits</b>				
210 Group Insurance – Contracted Provider		203.78		203.78
220 Social Security Contributions	17,706.51	17,413.32	1,851.14	36,970.97
230 PSERS Retirement Contributions	70,876.07	69,327.56	7,477.64	147,681.27
250 Unemployment Compensation		16.96		16.96
260 Workers' Compensation		267.10		267.10
270 Group Insurance – Self-Insurance		6,590.34		6,590.34
<b>Total Personnel Services – Employee Benefits</b>	<b>\$88,582.58</b>	<b>\$93,819.06</b>	<b>\$9,328.78</b>	<b>\$191,730.42</b>
<b>300 Purchased Professional and Technical Services</b>				
322 Professional Educational Services – Ius		11,442.84		11,442.84
323 Professional Educational Services – Other Educational Agencies	1,201.72	7,369.32		8,571.04
329 Professional Educational Services – Other		8,800.67		8,800.67
330 Other Professional Services	2,125.00			2,125.00
<b>Total Purchased Professional and Technical Services</b>	<b>\$3,326.72</b>	<b>\$27,612.83</b>		<b>\$30,939.55</b>
<b>500 Other Purchased Services</b>				
510 Student Transportation Services		773.00		773.00
550 Printing and Binding		370.00		370.00
561 Tuition To Other School Districts Within the State		18,752.27		18,752.27
567 Tuition To Approved Private Schools (APS) and PA Chartered Schools for the Deaf and Blind	353.78	454.86		808.64
568 Tuition To Private Residential Rehabilitative Institutions (PRRI) [In-State] and Detention Centers		24,307.25		24,307.25
569 Tuition – Other		7,038.00		7,038.00
<b>Total Other Purchased Services</b>	<b>\$353.78</b>	<b>\$51,695.38</b>		<b>\$52,049.16</b>
<b>600 Supplies</b>				
610 General Supplies	14,360.43	3,752.94		18,113.37
630 Food	3,009.95	576.40		3,586.35
640 Books and Periodicals	4,045.99	386.85		4,432.84
650 Supplies & Fees – Technology Related		499.00		499.00
<b>Total Supplies</b>	<b>\$21,416.37</b>	<b>\$5,215.19</b>		<b>\$26,631.56</b>
<b>800 Other Objects</b>				
810 Dues and Fees		3,849.00		3,849.00
<b>Total Other Objects</b>		<b>\$3,849.00</b>		<b>\$3,849.00</b>
<b>Total 1400 Other Instructional Programs – Elementary / Secondary</b>	<b>\$349,696.58</b>	<b>\$415,339.63</b>	<b>\$34,229.33</b>	<b>\$799,265.54</b>

LEA : 123464502      Lower Merion SD

Printed 12/7/2017 9:21:07 AM

General Fund (10)				
1420 Summer School	<u>Elementary</u>	<u>Secondary</u>	<u>Federal</u>	<u>Total</u>
100 <u>Personnel Services – Salaries</u>				
100 Personnel Services – Salaries	235,405.76	185,601.95	24,826.93	445,834.64
<b>Total Personnel Services – Salaries</b>	<b>\$235,405.76</b>	<b>\$185,601.95</b>	<b>\$24,826.93</b>	<b>\$445,834.64</b>
200 <u>Personnel Services – Employee Benefits</u>				
220 Social Security Contributions	17,660.43	13,882.24	1,845.60	33,388.27
230 PSERS Retirement Contributions	70,692.48	55,736.29	7,455.53	133,884.30
<b>Total Personnel Services – Employee Benefits</b>	<b>\$88,352.91</b>	<b>\$69,618.53</b>	<b>\$9,301.13</b>	<b>\$167,272.57</b>
300 <u>Purchased Professional and Technical Services</u>				
330 Other Professional Services	2,125.00			2,125.00
<b>Total Purchased Professional and Technical Services</b>	<b>\$2,125.00</b>			<b>\$2,125.00</b>
500 <u>Other Purchased Services</u>				
550 Printing and Binding		370.00		370.00
<b>Total Other Purchased Services</b>		<b>\$370.00</b>		<b>\$370.00</b>
600 <u>Supplies</u>				
610 General Supplies	14,360.43	3,752.94		18,113.37
630 Food	607.50	344.15		951.65
640 Books and Periodicals	4,045.99			4,045.99
650 Supplies & Fees – Technology Related		499.00		499.00
<b>Total Supplies</b>	<b>\$19,013.92</b>	<b>\$4,596.09</b>		<b>\$23,610.01</b>
800 <u>Other Objects</u>				
810 Dues and Fees		369.00		369.00
<b>Total Other Objects</b>		<b>\$369.00</b>		<b>\$369.00</b>
<b>Total 1420 Summer School</b>	<b>\$344,897.59</b>	<b>\$260,555.57</b>	<b>\$34,128.06</b>	<b>\$639,581.22</b>



LEA : 123464502     Lower Merion SD

Printed 12/7/2017 9:21:07 AM

General Fund (10)

1430 Homebound Instruction	<u>Elementary</u>	<u>Secondary</u>	<u>Federal</u>	<u>Total</u>
<b>100 <u>Personnel Services – Salaries</u></b>				
100 Personnel Services – Salaries	464.04	21,354.94		21,818.98
<b>Total Personnel Services – Salaries</b>	<b>\$464.04</b>	<b>\$21,354.94</b>		<b>\$21,818.98</b>
<b>200 <u>Personnel Services – Employee Benefits</u></b>				
220 Social Security Contributions	35.52	1,625.87		1,661.39
230 PSERS Retirement Contributions	139.35	5,704.49		5,843.84
<b>Total Personnel Services – Employee Benefits</b>	<b>\$174.87</b>	<b>\$7,330.36</b>		<b>\$7,505.23</b>
<b>Total 1430 Homebound Instruction</b>	<b>\$638.91</b>	<b>\$28,685.30</b>		<b>\$29,324.21</b>

LEA : 123464502     Lower Merion SD

Printed 12/7/2017 9:21:07 AM

General Fund (10)

1440 Alternative Regular Education Programs	<u>Elementary</u>	<u>Secondary</u>	<u>Federal</u>	<u>Total</u>
<b>300 <u>Purchased Professional and Technical Services</u></b>				
322 Professional Educational Services – Ius		11,442.84		11,442.84
323 Professional Educational Services – Other Educational Agencies	1,201.72	7,369.32		8,571.04
329 Professional Educational Services – Other		8,800.67		8,800.67
<b>Total Purchased Professional and Technical Services</b>	<b>\$1,201.72</b>	<b>\$27,612.83</b>		<b>\$28,814.55</b>
<b>500 <u>Other Purchased Services</u></b>				
561 Tuition To Other School Districts Within the State		18,752.27		18,752.27
567 Tuition To Approved Private Schools (APS) and PA Chartered Schools for the Deaf and Blind	353.78	454.86		808.64
568 Tuition To Private Residential Rehabilitative Institutions (PRRI) [In-State] and Detention Centers		24,307.25		24,307.25
<b>Total Other Purchased Services</b>	<b>\$353.78</b>	<b>\$43,514.38</b>		<b>\$43,868.16</b>
<b>Total 1440 Alternative Regular Education Programs</b>	<b>\$1,555.50</b>	<b>\$71,127.21</b>		<b>\$72,682.71</b>

LEA : 123464502     Lower Merion SD

Printed 12/7/2017 9:21:07 AM

General Fund (10)

1441 Adjudicated / Court-Placed Programs	<u>Elementary</u>	<u>Secondary</u>	<u>Federal</u>	<u>Total</u>
300 <u>Purchased Professional and Technical Services</u>				
329 Professional Educational Services – Other		8,800.67		8,800.67
Total Purchased Professional and Technical Services		\$8,800.67		\$8,800.67
500 <u>Other Purchased Services</u>				
561 Tuition To Other School Districts Within the State		6,214.76		6,214.76
568 Tuition To Private Residential Rehabilitative Institutions (PRRI) [In-State] and Detention Centers		23,664.00		23,664.00
Total Other Purchased Services		\$29,878.76		\$29,878.76
Total 1441 Adjudicated / Court-Placed Programs		\$38,679.43		\$38,679.43

LEA : 123464502     Lower Merion SD

Printed 12/7/2017 9:21:07 AM

General Fund (10)

1442 Alternative Education Programs	<u>Elementary</u>	<u>Secondary</u>	<u>Federal</u>	<u>Total</u>
<b>300 <u>Purchased Professional and Technical Services</u></b>				
322 Professional Educational Services – Ius		11,442.84		11,442.84
323 Professional Educational Services – Other Educational Agencies	1,201.72	7,369.32		8,571.04
<b>Total Purchased Professional and Technical Services</b>	<b>\$1,201.72</b>	<b>\$18,812.16</b>		<b>\$20,013.88</b>
<b>500 <u>Other Purchased Services</u></b>				
561 Tuition To Other School Districts Within the State		12,537.51		12,537.51
567 Tuition To Approved Private Schools (APS) and PA Chartered Schools for the Deaf and Blind	353.78	454.86		808.64
568 Tuition To Private Residential Rehabilitative Institutions (PRRI) [In-State] and Detention Centers		643.25		643.25
<b>Total Other Purchased Services</b>	<b>\$353.78</b>	<b>\$13,635.62</b>		<b>\$13,989.40</b>
<b>Total 1442 Alternative Education Programs</b>	<b>\$1,555.50</b>	<b>\$32,447.78</b>		<b>\$34,003.28</b>

LEA : 123464502      Lower Merion SD

Printed 12/7/2017 9:21:07 AM

General Fund (10)				
1450 Instructional Programs Outside the Established School Day	<u>Elementary</u>	<u>Secondary</u>	<u>Federal</u>	<u>Total</u>
100 <u>Personnel Services – Salaries</u>				
100 Personnel Services – Salaries	147.33	441.48	73.62	662.43
<b>Total Personnel Services – Salaries</b>	<b>\$147.33</b>	<b>\$441.48</b>	<b>\$73.62</b>	<b>\$662.43</b>
200 <u>Personnel Services – Employee Benefits</u>				
220 Social Security Contributions	10.56	30.53	5.54	46.63
230 PSERS Retirement Contributions	44.24	132.58	22.11	198.93
<b>Total Personnel Services – Employee Benefits</b>	<b>\$54.80</b>	<b>\$163.11</b>	<b>\$27.65</b>	<b>\$245.56</b>
500 <u>Other Purchased Services</u>				
510 Student Transportation Services		773.00		773.00
<b>Total Other Purchased Services</b>		<b>\$773.00</b>		<b>\$773.00</b>
600 <u>Supplies</u>				
630 Food	2,402.45	232.25		2,634.70
640 Books and Periodicals		386.85		386.85
<b>Total Supplies</b>	<b>\$2,402.45</b>	<b>\$619.10</b>		<b>\$3,021.55</b>
800 <u>Other Objects</u>				
810 Dues and Fees		3,480.00		3,480.00
<b>Total Other Objects</b>		<b>\$3,480.00</b>		<b>\$3,480.00</b>
<b>Total 1450 Instructional Programs Outside the Established School Day</b>	<b>\$2,604.58</b>	<b>\$5,476.69</b>	<b>\$101.27</b>	<b>\$8,182.54</b>

LEA : 123464502     Lower Merion SD

Printed 12/7/2017 9:21:07 AM

General Fund (10)

1490 Additional Other Instructional Programs

	<u>Elementary</u>	<u>Secondary</u>	<u>Federal</u>	<u>Total</u>
<b>100 <u>Personnel Services – Salaries</u></b>				
100 Personnel Services – Salaries		25,749.80		25,749.80
<b>Total Personnel Services – Salaries</b>		<b>\$25,749.80</b>		<b>\$25,749.80</b>
<b>200 <u>Personnel Services – Employee Benefits</u></b>				
210 Group Insurance – Contracted Provider		203.78		203.78
220 Social Security Contributions		1,874.68		1,874.68
230 PSERS Retirement Contributions		7,754.20		7,754.20
250 Unemployment Compensation		16.96		16.96
260 Workers' Compensation		267.10		267.10
270 Group Insurance – Self-Insurance		6,590.34		6,590.34
<b>Total Personnel Services – Employee Benefits</b>		<b>\$16,707.06</b>		<b>\$16,707.06</b>
<b>500 <u>Other Purchased Services</u></b>				
569 Tuition – Other		7,038.00		7,038.00
<b>Total Other Purchased Services</b>		<b>\$7,038.00</b>		<b>\$7,038.00</b>
<b>Total 1490 Additional Other Instructional Programs</b>		<b>\$49,494.86</b>		<b>\$49,494.86</b>

LEA : 123464502      Lower Merion SD

Printed 12/7/2017 9:21:10 AM

General Fund (10)

2000 Support Services

Total

100	<u>Personnel Services – Salaries</u>	
100	Personnel Services – Salaries	36,375,921.45
<b>Total Personnel Services – Salaries</b>		<b>\$36,375,921.45</b>
200	<u>Personnel Services – Employee Benefits</u>	
210	Group Insurance – Contracted Provider	250,482.62
220	Social Security Contributions	2,653,730.18
230	PSERS Retirement Contributions	10,763,349.16
240	Tuition Reimbursement	404,662.77
250	Unemployment Compensation	20,843.91
260	Workers' Compensation	328,319.61
270	Group Insurance – Self-Insurance	8,262,245.83
280	Other Post-Employment Benefits (OPEB)	214,220.00
299	All Other Employee Benefits	29,419.38
<b>Total Personnel Services – Employee Benefits</b>		<b>\$22,927,273.46</b>
300	<u>Purchased Professional and Technical Services</u>	
322	Professional Educational Services – Ius	8,067.00
324	Professional Educational Services – Employee Training and Development Services	185,930.28
329	Professional Educational Services – Other	8,900.00
330	Other Professional Services	2,311,033.74
340	Technical Services	180,963.97
<b>Total Purchased Professional and Technical Services</b>		<b>\$2,694,894.99</b>
400	<u>Purchased Property Services</u>	
410	Cleaning Services	293,865.80
420	Utility Services	291,976.48
430	Repairs and Maintenance Services	2,064,733.74
440	Rentals	256,212.96
450	Construction Services	404,541.92
460	Extermination Services	10,239.04
490	Other Purchased Property Services	300,489.35
<b>Total Purchased Property Services</b>		<b>\$3,622,059.29</b>
500	<u>Other Purchased Services</u>	
513	Contracted Carriers	1,268,385.00
515	Public Carriers	17,348.05
516	Student Transportation Services From the IU	333,591.32
520	Insurance – General	50,040.53
521	Fire Insurance	318,653.00
522	Automotive Liability Insurance	156,660.00
523	General Property and Liability Insurance	273,940.00
524	Other Pupil Transportation Insurance	40,000.00
529	Other Insurance	368,653.50
530	Communications	483,418.57
549	Other Advertising/Public Relations	9,357.66
550	Printing and Binding	39,597.76
580	Travel	99,310.70

LEA : 123464502      Lower Merion SD

Printed 12/7/2017 9:21:10 AM

General Fund (10)

2000 Support Services

Total

<b>500</b>	<b><u>Other Purchased Services</u></b>	
595	IU Payments By Withholding	127,787.33
596	Direct Payments To Intermediate Units	9,185.00
<b>Total Other Purchased Services</b>		<b>\$3,595,928.42</b>
<b>600</b>	<b><u>Supplies</u></b>	
610	General Supplies	1,868,403.60
620	Energy	1,853,057.31
630	Food	33,723.46
640	Books and Periodicals	134,627.25
650	Supplies & Fees – Technology Related	1,538,033.16
<b>Total Supplies</b>		<b>\$5,427,844.78</b>
<b>700</b>	<b><u>Property</u></b>	
752	Capital Equipment – Original and Additional	7,750.00
756	Capitalized Technology Hardware and Equipment – Original	159,196.92
762	Capitalized Equipment - Replacement	491,979.63
768	Capitalized Technology Software - Replacement	74,768.40
<b>Total Property</b>		<b>\$733,694.95</b>
<b>800</b>	<b><u>Other Objects</u></b>	
810	Dues and Fees	109,513.73
820	Claims and Judgments Against the LEA	30,123.00
890	Miscellaneous Expenditures	3,597.29
<b>Total Other Objects</b>		<b>\$143,234.02</b>
<b>Total 2000 Support Services</b>		<b>\$75,520,851.36</b>



LEA : 123464502      Lower Merion SD

Printed 12/7/2017 9:21:10 AM

General Fund (10)

2100 Support Services – Students	Elementary	Secondary	Federal	Total
100 <u>Personnel Services – Salaries</u>				
100 Personnel Services – Salaries	1,999,568.65	3,406,657.57	44,704.10	5,897,653.05
<b>Total Personnel Services – Salaries</b>	<b>\$1,999,568.65</b>	<b>\$3,406,657.57</b>	<b>\$44,704.10</b>	<b>\$5,897,653.05</b>
200 <u>Personnel Services – Employee Benefits</u>				
210 Group Insurance – Contracted Provider	13,946.92	23,104.24		39,802.63
220 Social Security Contributions	141,608.75	240,421.45	3,425.62	418,530.78
230 PSERS Retirement Contributions	594,817.99	1,013,160.95	13,424.83	1,754,858.98
250 Unemployment Compensation	1,160.59	1,922.61		3,312.16
260 Workers' Compensation	18,280.90	30,283.85		52,171.23
270 Group Insurance – Self-Insurance	454,893.59	745,374.53		1,293,420.62
280 Other Post-Employment Benefits (OPEB)	23,260.00	23,260.00		46,520.00
<b>Total Personnel Services – Employee Benefits</b>	<b>\$1,247,968.74</b>	<b>\$2,077,527.63</b>	<b>\$16,850.45</b>	<b>\$3,608,616.40</b>
300 <u>Purchased Professional and Technical Services</u>				
322 Professional Educational Services – Ius			4,000.00	4,000.00
324 Professional Educational Services – Employee Training and Development Services	3,808.99	4,355.00		8,163.99
330 Other Professional Services	31,157.79	23,882.68	57,933.01	112,973.48
<b>Total Purchased Professional and Technical Services</b>	<b>\$34,966.78</b>	<b>\$28,237.68</b>	<b>\$61,933.01</b>	<b>\$125,137.47</b>
400 <u>Purchased Property Services</u>				
430 Repairs and Maintenance Services		643.93	185.00	828.93
440 Rentals		8,292.06		8,292.06
<b>Total Purchased Property Services</b>		<b>\$8,935.99</b>	<b>\$185.00</b>	<b>\$9,120.99</b>
500 <u>Other Purchased Services</u>				
530 Communications		5,576.01		5,576.01
550 Printing and Binding	1,460.00			1,460.00
580 Travel	7,241.63	7,477.01		14,718.64
<b>Total Other Purchased Services</b>	<b>\$8,701.63</b>	<b>\$13,053.02</b>		<b>\$21,754.65</b>
600 <u>Supplies</u>				
610 General Supplies	37,403.21	26,930.52	1,308.08	65,641.81
630 Food	47.00	4,919.50		4,966.50
640 Books and Periodicals	1,679.71	7,714.89		9,394.60
650 Supplies & Fees – Technology Related	14,120.00	33,775.02		47,895.02
<b>Total Supplies</b>	<b>\$53,249.92</b>	<b>\$73,339.93</b>	<b>\$1,308.08</b>	<b>\$127,897.93</b>
800 <u>Other Objects</u>				
810 Dues and Fees	1,257.75	1,446.75		2,704.50
890 Miscellaneous Expenditures		(58.56)		(58.56)
<b>Total Other Objects</b>	<b>\$1,257.75</b>	<b>\$1,388.19</b>		<b>\$2,645.94</b>
<b>Total 2100 Support Services – Students</b>	<b>\$3,345,713.47</b>	<b>\$5,609,140.01</b>	<b>\$124,980.64</b>	<b>\$9,792,826.43</b>

LEA : 123464502      Lower Merion SD

Printed 12/7/2017 9:21:10 AM

General Fund (10)

2110 Supervision of Student Services	Elementary	Secondary	Federal	Total
100 <u>Personnel Services – Salaries</u>				
100 Personnel Services – Salaries	490,646.94	550,612.62	44,704.10	1,085,963.66
<b>Total Personnel Services – Salaries</b>	<b>\$490,646.94</b>	<b>\$550,612.62</b>	<b>\$44,704.10</b>	<b>\$1,085,963.66</b>
200 <u>Personnel Services – Employee Benefits</u>				
210 Group Insurance – Contracted Provider	3,854.94	4,785.88		8,640.82
220 Social Security Contributions	32,789.96	37,214.67	3,425.62	73,430.25
230 PSERS Retirement Contributions	144,748.38	162,390.93	13,424.83	320,564.14
250 Unemployment Compensation	320.79	398.25		719.04
260 Workers' Compensation	5,052.86	6,273.09		11,325.95
270 Group Insurance – Self-Insurance	120,634.31	152,397.81		273,032.12
280 Other Post-Employment Benefits (OPEB)	16,510.00	16,510.00		33,020.00
<b>Total Personnel Services – Employee Benefits</b>	<b>\$323,911.24</b>	<b>\$379,970.63</b>	<b>\$16,850.45</b>	<b>\$720,732.32</b>
300 <u>Purchased Professional and Technical Services</u>				
324 Professional Educational Services – Employee Training and Development Services	2,896.50	2,137.50		5,034.00
330 Other Professional Services			8,190.51	8,190.51
<b>Total Purchased Professional and Technical Services</b>	<b>\$2,896.50</b>	<b>\$2,137.50</b>	<b>\$8,190.51</b>	<b>\$13,224.51</b>
400 <u>Purchased Property Services</u>				
430 Repairs and Maintenance Services		643.93	185.00	828.93
440 Rentals		5,972.66		5,972.66
<b>Total Purchased Property Services</b>		<b>\$6,616.59</b>	<b>\$185.00</b>	<b>\$6,801.59</b>
500 <u>Other Purchased Services</u>				
530 Communications		5,320.00		5,320.00
550 Printing and Binding	1,460.00			1,460.00
580 Travel	6,747.84	5,260.97		12,008.81
<b>Total Other Purchased Services</b>	<b>\$8,207.84</b>	<b>\$10,580.97</b>		<b>\$18,788.81</b>
600 <u>Supplies</u>				
610 General Supplies	2,090.08	918.65	1,308.08	4,316.81
630 Food	47.00	98.00		145.00
640 Books and Periodicals	328.73	1,538.88		1,867.61
650 Supplies & Fees – Technology Related	13,880.00	14,180.00		28,060.00
<b>Total Supplies</b>	<b>\$16,345.81</b>	<b>\$16,735.53</b>	<b>\$1,308.08</b>	<b>\$34,389.42</b>
800 <u>Other Objects</u>				
810 Dues and Fees	882.75	742.75		1,625.50
890 Miscellaneous Expenditures		(58.56)		(58.56)
<b>Total Other Objects</b>	<b>\$882.75</b>	<b>\$684.19</b>		<b>\$1,566.94</b>
<b>Total 2110 Supervision of Student Services</b>	<b>\$842,891.08</b>	<b>\$967,338.03</b>	<b>\$71,238.14</b>	<b>\$1,881,467.25</b>

LEA : 123464502      Lower Merion SD

Printed 12/7/2017 9:21:10 AM

<b>General Fund (10)</b>				
<b>2111 Supervision of Student Services – Head of Component</b>	<b><u>Elementary</u></b>	<b><u>Secondary</u></b>	<b><u>Federal</u></b>	<b><u>Total</u></b>
<b>100 <u>Personnel Services – Salaries</u></b>				
100 Personnel Services – Salaries	184,999.38	184,999.24		369,998.62
<b>Total Personnel Services – Salaries</b>	<b>\$184,999.38</b>	<b>\$184,999.24</b>		<b>\$369,998.62</b>
<b>200 <u>Personnel Services – Employee Benefits</u></b>				
210 Group Insurance – Contracted Provider	1,482.83	1,482.83		2,965.66
220 Social Security Contributions	11,370.46	11,410.28		22,780.74
230 PSERS Retirement Contributions	54,946.77	54,946.63		109,893.40
250 Unemployment Compensation	123.39	123.39		246.78
260 Workers' Compensation	1,943.62	1,943.62		3,887.24
270 Group Insurance – Self-Insurance	45,772.42	47,920.34		93,692.76
<b>Total Personnel Services – Employee Benefits</b>	<b>\$115,639.49</b>	<b>\$117,827.09</b>		<b>\$233,466.58</b>
<b>300 <u>Purchased Professional and Technical Services</u></b>				
324 Professional Educational Services – Employee Training and Development Services	1,487.50	1,487.50		2,975.00
330 Other Professional Services			8,190.51	8,190.51
<b>Total Purchased Professional and Technical Services</b>	<b>\$1,487.50</b>	<b>\$1,487.50</b>	<b>\$8,190.51</b>	<b>\$11,165.51</b>
<b>500 <u>Other Purchased Services</u></b>				
580 Travel	216.05	216.05		432.10
<b>Total Other Purchased Services</b>	<b>\$216.05</b>	<b>\$216.05</b>		<b>\$432.10</b>
<b>600 <u>Supplies</u></b>				
610 General Supplies	242.00	242.00		484.00
630 Food	47.00	98.00		145.00
640 Books and Periodicals	328.73	328.72		657.45
650 Supplies & Fees – Technology Related		300.00		300.00
<b>Total Supplies</b>	<b>\$617.73</b>	<b>\$968.72</b>		<b>\$1,586.45</b>
<b>800 <u>Other Objects</u></b>				
810 Dues and Fees	317.62	317.63		635.25
<b>Total Other Objects</b>	<b>\$317.62</b>	<b>\$317.63</b>		<b>\$635.25</b>
<b>Total 2111 Supervision of Student Services – Head of Component</b>	<b>\$303,277.77</b>	<b>\$305,816.23</b>	<b>\$8,190.51</b>	<b>\$617,284.51</b>

LEA : 123464502      Lower Merion SD

Printed 12/7/2017 9:21:10 AM

General Fund (10)

2119 Supervision of Student Services – All Other Supervision	Elementary	Secondary	Federal	Total
<b>100 <u>Personnel Services – Salaries</u></b>				
100 Personnel Services – Salaries	305,647.56	365,613.38	44,704.10	715,965.04
<b>Total Personnel Services – Salaries</b>	<b>\$305,647.56</b>	<b>\$365,613.38</b>	<b>\$44,704.10</b>	<b>\$715,965.04</b>
<b>200 <u>Personnel Services – Employee Benefits</u></b>				
210 Group Insurance – Contracted Provider	2,372.11	3,303.05		5,675.16
220 Social Security Contributions	21,419.50	25,804.39	3,425.62	50,649.51
230 PSERS Retirement Contributions	89,801.61	107,444.30	13,424.83	210,670.74
250 Unemployment Compensation	197.40	274.86		472.26
260 Workers' Compensation	3,109.24	4,329.47		7,438.71
270 Group Insurance – Self-Insurance	74,861.89	104,477.47		179,339.36
280 Other Post-Employment Benefits (OPEB)	16,510.00	16,510.00		33,020.00
<b>Total Personnel Services – Employee Benefits</b>	<b>\$208,271.75</b>	<b>\$262,143.54</b>	<b>\$16,850.45</b>	<b>\$487,265.74</b>
<b>300 <u>Purchased Professional and Technical Services</u></b>				
324 Professional Educational Services – Employee Training and Development Services	1,409.00	650.00		2,059.00
<b>Total Purchased Professional and Technical Services</b>	<b>\$1,409.00</b>	<b>\$650.00</b>		<b>\$2,059.00</b>
<b>400 <u>Purchased Property Services</u></b>				
430 Repairs and Maintenance Services		643.93	185.00	828.93
440 Rentals		5,972.66		5,972.66
<b>Total Purchased Property Services</b>		<b>\$6,616.59</b>	<b>\$185.00</b>	<b>\$6,801.59</b>
<b>500 <u>Other Purchased Services</u></b>				
530 Communications		5,320.00		5,320.00
550 Printing and Binding	1,460.00			1,460.00
580 Travel	6,531.79	5,044.92		11,576.71
<b>Total Other Purchased Services</b>	<b>\$7,991.79</b>	<b>\$10,364.92</b>		<b>\$18,356.71</b>
<b>600 <u>Supplies</u></b>				
610 General Supplies	1,848.08	676.65	1,308.08	3,832.81
640 Books and Periodicals		1,210.16		1,210.16
650 Supplies & Fees – Technology Related	13,880.00	13,880.00		27,760.00
<b>Total Supplies</b>	<b>\$15,728.08</b>	<b>\$15,766.81</b>	<b>\$1,308.08</b>	<b>\$32,802.97</b>
<b>800 <u>Other Objects</u></b>				
810 Dues and Fees	565.13	425.12		990.25
890 Miscellaneous Expenditures		(58.56)		(58.56)
<b>Total Other Objects</b>	<b>\$565.13</b>	<b>\$366.56</b>		<b>\$931.69</b>
<b>Total 2119 Supervision of Student Services – All Other Supervision</b>	<b>\$539,613.31</b>	<b>\$661,521.80</b>	<b>\$63,047.63</b>	<b>\$1,264,182.74</b>

LEA : 123464502      Lower Merion SD

Printed 12/7/2017 9:21:10 AM

General Fund (10)

2120 Guidance Services	Elementary	Secondary	Federal	Total
100 <u>Personnel Services – Salaries</u>				
100 Personnel Services – Salaries	1,026,116.20	1,944,063.88		2,970,180.08
<b>Total Personnel Services – Salaries</b>	<b>\$1,026,116.20</b>	<b>\$1,944,063.88</b>		<b>\$2,970,180.08</b>
200 <u>Personnel Services – Employee Benefits</u>				
210 Group Insurance – Contracted Provider	7,381.97	12,816.20		20,198.17
220 Social Security Contributions	74,865.15	139,506.70		214,371.85
230 PSERS Retirement Contributions	306,181.29	579,133.58		885,314.87
250 Unemployment Compensation	614.29	1,066.50		1,680.79
260 Workers' Compensation	9,675.90	16,798.82		26,474.72
270 Group Insurance – Self-Insurance	245,175.95	412,110.03		657,285.98
<b>Total Personnel Services – Employee Benefits</b>	<b>\$643,894.55</b>	<b>\$1,161,431.83</b>		<b>\$1,805,326.38</b>
300 <u>Purchased Professional and Technical Services</u>				
324 Professional Educational Services – Employee Training and Development Services	912.49	2,217.50		3,129.99
330 Other Professional Services	20,157.79	19,882.68		40,040.47
<b>Total Purchased Professional and Technical Services</b>	<b>\$21,070.28</b>	<b>\$22,100.18</b>		<b>\$43,170.46</b>
400 <u>Purchased Property Services</u>				
440 Rentals		2,319.40		2,319.40
<b>Total Purchased Property Services</b>		<b>\$2,319.40</b>		<b>\$2,319.40</b>
500 <u>Other Purchased Services</u>				
530 Communications		256.01		256.01
580 Travel	223.09	1,860.00		2,083.09
<b>Total Other Purchased Services</b>	<b>\$223.09</b>	<b>\$2,116.01</b>		<b>\$2,339.10</b>
600 <u>Supplies</u>				
610 General Supplies	13,485.85	12,391.62		25,877.47
630 Food		4,821.50		4,821.50
640 Books and Periodicals	1,113.22	6,020.62		7,133.84
650 Supplies & Fees – Technology Related	139.50	19,163.52		19,303.02
<b>Total Supplies</b>	<b>\$14,738.57</b>	<b>\$42,397.26</b>		<b>\$57,135.83</b>
800 <u>Other Objects</u>				
810 Dues and Fees	375.00	704.00		1,079.00
<b>Total Other Objects</b>	<b>\$375.00</b>	<b>\$704.00</b>		<b>\$1,079.00</b>
<b>Total 2120 Guidance Services</b>	<b>\$1,706,417.69</b>	<b>\$3,175,132.56</b>		<b>\$4,881,550.25</b>

LEA : 123464502      Lower Merion SD

Printed 12/7/2017 9:21:10 AM

General Fund (10)

2130 Attendance Services

Elementary                      Secondary                      Federal                      Total

100 <u>Personnel Services – Salaries</u>				
100 Personnel Services – Salaries				446,722.73
<b>Total Personnel Services – Salaries</b>				<b>\$446,722.73</b>
200 <u>Personnel Services – Employee Benefits</u>				
210 Group Insurance – Contracted Provider				2,751.47
220 Social Security Contributions				33,074.96
230 PSERS Retirement Contributions				133,455.21
250 Unemployment Compensation				228.96
260 Workers' Compensation				3,606.48
270 Group Insurance – Self-Insurance				93,152.50
<b>Total Personnel Services – Employee Benefits</b>				<b>\$266,269.58</b>
<b>Total 2130 Attendance Services</b>				<b>\$712,992.31</b>

LEA : 123464502      Lower Merion SD

Printed 12/7/2017 9:21:10 AM

General Fund (10)

2140 Psychological Services	Elementary	Secondary	Federal	Total
100 <u>Personnel Services – Salaries</u>				
100 Personnel Services – Salaries	482,805.51	911,981.07		1,394,786.58
<b>Total Personnel Services – Salaries</b>	<b>\$482,805.51</b>	<b>\$911,981.07</b>		<b>\$1,394,786.58</b>
200 <u>Personnel Services – Employee Benefits</u>				
210 Group Insurance – Contracted Provider	2,710.01	5,502.16		8,212.17
220 Social Security Contributions	33,953.64	63,700.08		97,653.72
230 PSERS Retirement Contributions	143,888.32	271,636.44		415,524.76
250 Unemployment Compensation	225.51	457.86		683.37
260 Workers' Compensation	3,552.14	7,211.94		10,764.08
270 Group Insurance – Self-Insurance	89,083.33	180,866.69		269,950.02
280 Other Post-Employment Benefits (OPEB)	6,750.00	6,750.00		13,500.00
<b>Total Personnel Services – Employee Benefits</b>	<b>\$280,162.95</b>	<b>\$536,125.17</b>		<b>\$816,288.12</b>
300 <u>Purchased Professional and Technical Services</u>				
322 Professional Educational Services – Ius			4,000.00	4,000.00
330 Other Professional Services	11,000.00	4,000.00	49,742.50	64,742.50
<b>Total Purchased Professional and Technical Services</b>	<b>\$11,000.00</b>	<b>\$4,000.00</b>	<b>\$53,742.50</b>	<b>\$68,742.50</b>
500 <u>Other Purchased Services</u>				
580 Travel	270.70	356.04		626.74
<b>Total Other Purchased Services</b>	<b>\$270.70</b>	<b>\$356.04</b>		<b>\$626.74</b>
600 <u>Supplies</u>				
610 General Supplies	21,827.28	13,620.25		35,447.53
640 Books and Periodicals	237.76	155.39		393.15
650 Supplies & Fees – Technology Related	100.50	431.50		532.00
<b>Total Supplies</b>	<b>\$22,165.54</b>	<b>\$14,207.14</b>		<b>\$36,372.68</b>
<b>Total 2140 Psychological Services</b>	<b>\$796,404.70</b>	<b>\$1,466,669.42</b>	<b>\$53,742.50</b>	<b>\$2,316,816.62</b>

LEA : 123464502      Lower Merion SD

Printed 12/7/2017 9:21:10 AM

General Fund (10)

2200 Support Services – Instructional Staff	Elementary	Secondary	Federal	Total
<b>100 Personnel Services – Salaries</b>				
100 Personnel Services – Salaries	1,917,599.43	1,577,636.28	1,133.44	3,496,369.15
<b>Total Personnel Services – Salaries</b>	<b>\$1,917,599.43</b>	<b>\$1,577,636.28</b>	<b>\$1,133.44</b>	<b>\$3,496,369.15</b>
<b>200 Personnel Services – Employee Benefits</b>				
210 Group Insurance – Contracted Provider	12,759.99	10,392.57		23,152.56
220 Social Security Contributions	137,494.32	115,068.22	73.89	252,636.43
230 PSERS Retirement Contributions	573,166.78	471,619.24	300.35	1,045,086.37
240 Tuition Reimbursement	250,544.28	84,916.86		335,461.14
250 Unemployment Compensation	1,061.83	864.81		1,926.64
260 Workers' Compensation	16,725.15	13,622.03		30,347.18
270 Group Insurance – Self-Insurance	425,204.01	351,593.97		776,797.98
280 Other Post-Employment Benefits (OPEB)	4,850.00			4,850.00
<b>Total Personnel Services – Employee Benefits</b>	<b>\$1,421,806.36</b>	<b>\$1,048,077.70</b>	<b>\$374.24</b>	<b>\$2,470,258.30</b>
<b>300 Purchased Professional and Technical Services</b>				
322 Professional Educational Services – Ius			4,067.00	4,067.00
324 Professional Educational Services – Employee Training and Development Services	46,834.30	48,668.39	22,319.27	117,821.96
330 Other Professional Services	17,563.86	1,503.75		19,067.61
<b>Total Purchased Professional and Technical Services</b>	<b>\$64,398.16</b>	<b>\$50,172.14</b>	<b>\$26,386.27</b>	<b>\$140,956.57</b>
<b>400 Purchased Property Services</b>				
430 Repairs and Maintenance Services		364.89		364.89
440 Rentals	3,281.04	3,620.62		6,901.66
<b>Total Purchased Property Services</b>	<b>\$3,281.04</b>	<b>\$3,985.51</b>		<b>\$7,266.55</b>
<b>500 Other Purchased Services</b>				
530 Communications	181.76	5,084.24		5,266.00
550 Printing and Binding	354.00			354.00
580 Travel	13,399.01	27,452.72	1,541.28	42,393.01
<b>Total Other Purchased Services</b>	<b>\$13,934.77</b>	<b>\$32,536.96</b>	<b>\$1,541.28</b>	<b>\$48,013.01</b>
<b>600 Supplies</b>				
610 General Supplies	2,000.97	14,479.45		16,480.42
630 Food	6,766.65	3,886.68		10,653.33
640 Books and Periodicals	48,031.83	67,639.85	2,516.47	118,188.15
650 Supplies & Fees – Technology Related	27,737.87	158,282.85		186,020.72
<b>Total Supplies</b>	<b>\$84,537.32</b>	<b>\$244,288.83</b>	<b>\$2,516.47</b>	<b>\$331,342.62</b>
<b>800 Other Objects</b>				
810 Dues and Fees	4,894.20	28,675.00		33,569.20
<b>Total Other Objects</b>	<b>\$4,894.20</b>	<b>\$28,675.00</b>		<b>\$33,569.20</b>
<b>Total 2200 Support Services – Instructional Staff</b>	<b>\$3,510,451.28</b>	<b>\$2,985,372.42</b>	<b>\$31,951.70</b>	<b>\$6,527,775.40</b>



LEA : 123464502     Lower Merion SD

Printed 12/7/2017 9:21:10 AM

General Fund (10)

2220 Technology Support Services

	<u>Elementary</u>	<u>Secondary</u>	<u>Federal</u>	<u>Total</u>
600 <u>Supplies</u>				
610 General Supplies	210.00			210.00
650 Supplies & Fees – Technology Related	199.00	4,142.40		4,341.40
<b>Total Supplies</b>	<b>\$409.00</b>	<b>\$4,142.40</b>		<b>\$4,551.40</b>
<b>Total 2220 Technology Support Services</b>	<b>\$409.00</b>	<b>\$4,142.40</b>		<b>\$4,551.40</b>

LEA : 123464502      Lower Merion SD

Printed 12/7/2017 9:21:10 AM

General Fund (10)				
2250 School Library Services				
	<u>Elementary</u>	<u>Secondary</u>	<u>Federal</u>	<u>Total</u>
100 <u>Personnel Services – Salaries</u>				
100 Personnel Services – Salaries	980,616.52	545,728.89		1,526,345.41
Total Personnel Services – Salaries	\$980,616.52	\$545,728.89		\$1,526,345.41
200 <u>Personnel Services – Employee Benefits</u>				
210 Group Insurance – Contracted Provider	6,557.91	3,756.02		10,313.93
220 Social Security Contributions	74,488.56	40,484.07		114,972.63
230 PSERS Retirement Contributions	292,117.32	161,667.61		453,784.93
250 Unemployment Compensation	545.72	312.55		858.27
260 Workers' Compensation	8,595.77	4,923.18		13,518.95
270 Group Insurance – Self-Insurance	225,869.81	131,052.91		356,922.72
280 Other Post-Employment Benefits (OPEB)	4,850.00			4,850.00
Total Personnel Services – Employee Benefits	\$613,025.09	\$342,196.34		\$955,221.43
300 <u>Purchased Professional and Technical Services</u>				
330 Other Professional Services	350.00			350.00
Total Purchased Professional and Technical Services	\$350.00			\$350.00
400 <u>Purchased Property Services</u>				
430 Repairs and Maintenance Services		364.89		364.89
Total Purchased Property Services		\$364.89		\$364.89
600 <u>Supplies</u>				
610 General Supplies	(172.57)	9,776.59		9,604.02
630 Food		306.25		306.25
640 Books and Periodicals	30,349.39	59,725.25		90,074.64
650 Supplies & Fees – Technology Related	22,035.54	36,649.74		58,685.28
Total Supplies	\$52,212.36	\$106,457.83		\$158,670.19
800 <u>Other Objects</u>				
810 Dues and Fees		372.00		372.00
Total Other Objects		\$372.00		\$372.00
Total 2250 School Library Services	\$1,646,203.97	\$995,119.95		\$2,641,323.92

LEA : 123464502      Lower Merion SD

Printed 12/7/2017 9:21:10 AM

General Fund (10)

2260 Instruction and Curriculum Development Services	Elementary	Secondary	Federal	Total
<b>100 Personnel Services – Salaries</b>				
100 Personnel Services – Salaries	786,827.90	946,773.54		1,733,601.44
<b>Total Personnel Services – Salaries</b>	<b>\$786,827.90</b>	<b>\$946,773.54</b>		<b>\$1,733,601.44</b>
<b>200 Personnel Services – Employee Benefits</b>				
210 Group Insurance – Contracted Provider	6,202.08	6,636.55		12,838.63
220 Social Security Contributions	51,162.67	68,371.12		119,533.79
230 PSERS Retirement Contributions	235,963.88	284,385.88		520,349.76
250 Unemployment Compensation	516.11	552.26		1,068.37
260 Workers' Compensation	8,129.38	8,698.85		16,828.23
270 Group Insurance – Self-Insurance	199,334.20	220,541.06		419,875.26
<b>Total Personnel Services – Employee Benefits</b>	<b>\$501,308.32</b>	<b>\$589,185.72</b>		<b>\$1,090,494.04</b>
<b>300 Purchased Professional and Technical Services</b>				
324 Professional Educational Services – Employee Training and Development Services	21,000.00			21,000.00
330 Other Professional Services	1,836.25	503.75		2,340.00
<b>Total Purchased Professional and Technical Services</b>	<b>\$22,836.25</b>	<b>\$503.75</b>		<b>\$23,340.00</b>
<b>400 Purchased Property Services</b>				
440 Rentals	3,281.04	3,620.62		6,901.66
<b>Total Purchased Property Services</b>	<b>\$3,281.04</b>	<b>\$3,620.62</b>		<b>\$6,901.66</b>
<b>500 Other Purchased Services</b>				
530 Communications	181.76	5,084.24		5,266.00
550 Printing and Binding	354.00			354.00
580 Travel	435.41	2,278.69		2,714.10
<b>Total Other Purchased Services</b>	<b>\$971.17</b>	<b>\$7,362.93</b>		<b>\$8,334.10</b>
<b>600 Supplies</b>				
610 General Supplies	1,468.54	2,830.06		4,298.60
630 Food	2,144.35	1,192.58		3,336.93
640 Books and Periodicals	13,473.95	3,346.53	2,039.02	18,859.50
650 Supplies & Fees – Technology Related	5,024.83	117,490.71		122,515.54
<b>Total Supplies</b>	<b>\$22,111.67</b>	<b>\$124,859.88</b>	<b>\$2,039.02</b>	<b>\$149,010.57</b>
<b>800 Other Objects</b>				
810 Dues and Fees	1,110.50	1,008.00		2,118.50
<b>Total Other Objects</b>	<b>\$1,110.50</b>	<b>\$1,008.00</b>		<b>\$2,118.50</b>
<b>Total 2260 Instruction and Curriculum Development Services</b>	<b>\$1,338,446.85</b>	<b>\$1,673,314.44</b>	<b>\$2,039.02</b>	<b>\$3,013,800.31</b>

LEA : 123464502      Lower Merion SD

Printed 12/7/2017 9:21:10 AM

General Fund (10)

2270 Instructional Staff Professional Development Services	Elementary	Secondary	Federal	Total
100 <u>Personnel Services – Salaries</u>				
100 Personnel Services – Salaries	150,155.01	85,133.85	1,133.44	236,422.30
<b>Total Personnel Services – Salaries</b>	<b>\$150,155.01</b>	<b>\$85,133.85</b>	<b>\$1,133.44</b>	<b>\$236,422.30</b>
200 <u>Personnel Services – Employee Benefits</u>				
220 Social Security Contributions	11,843.09	6,213.03	73.89	18,130.01
230 PSERS Retirement Contributions	45,085.58	25,565.75	300.35	70,951.68
240 Tuition Reimbursement	250,544.28	84,916.86		335,461.14
<b>Total Personnel Services – Employee Benefits</b>	<b>\$307,472.95</b>	<b>\$116,695.64</b>	<b>\$374.24</b>	<b>\$424,542.83</b>
300 <u>Purchased Professional and Technical Services</u>				
322 Professional Educational Services – Ius			4,067.00	4,067.00
324 Professional Educational Services – Employee Training and Development Services	25,834.30	48,668.39	22,319.27	96,821.96
330 Other Professional Services	15,377.61	1,000.00		16,377.61
<b>Total Purchased Professional and Technical Services</b>	<b>\$41,211.91</b>	<b>\$49,668.39</b>	<b>\$26,386.27</b>	<b>\$117,266.57</b>
500 <u>Other Purchased Services</u>				
580 Travel	12,963.60	25,174.03	1,541.28	39,678.91
<b>Total Other Purchased Services</b>	<b>\$12,963.60</b>	<b>\$25,174.03</b>	<b>\$1,541.28</b>	<b>\$39,678.91</b>
600 <u>Supplies</u>				
610 General Supplies	495.00	1,872.80		2,367.80
630 Food	4,622.30	2,387.85		7,010.15
640 Books and Periodicals	4,208.49	4,568.07	477.45	9,254.01
650 Supplies & Fees – Technology Related	478.50			478.50
<b>Total Supplies</b>	<b>\$9,804.29</b>	<b>\$8,828.72</b>	<b>\$477.45</b>	<b>\$19,110.46</b>
800 <u>Other Objects</u>				
810 Dues and Fees	3,783.70	27,295.00		31,078.70
<b>Total Other Objects</b>	<b>\$3,783.70</b>	<b>\$27,295.00</b>		<b>\$31,078.70</b>
<b>Total 2270 Instructional Staff Professional Development Services</b>	<b>\$525,391.46</b>	<b>\$312,795.63</b>	<b>\$29,912.68</b>	<b>\$868,099.77</b>

LEA : 123464502      Lower Merion SD

Printed 12/7/2017 9:21:10 AM

<b>General Fund (10)</b>				
<b>2300 Support Services – Administration</b>	<b><u>Elementary</u></b>	<b><u>Secondary</u></b>	<b><u>Federal</u></b>	<b><u>Total</u></b>
<b>100 <u>Personnel Services – Salaries</u></b>				
100 Personnel Services – Salaries	2,403,760.85	3,631,673.46	12,297.86	6,883,289.70
<b>Total Personnel Services – Salaries</b>	<b>\$2,403,760.85</b>	<b>\$3,631,673.46</b>	<b>\$12,297.86</b>	<b>\$6,883,289.70</b>
<b>200 <u>Personnel Services – Employee Benefits</u></b>				
210 Group Insurance – Contracted Provider	18,475.06	27,531.65		50,348.85
220 Social Security Contributions	163,699.14	255,553.14	940.78	471,640.88
230 PSERS Retirement Contributions	714,594.26	1,075,680.17	3,693.05	2,035,894.55
250 Unemployment Compensation	1,537.41	2,291.05		4,189.79
260 Workers' Compensation	24,216.13	36,087.04		65,994.62
270 Group Insurance – Self-Insurance	598,220.17	896,844.68		1,645,325.51
280 Other Post-Employment Benefits (OPEB)		18,400.00		18,400.00
299 All Other Employee Benefits				29,419.38
<b>Total Personnel Services – Employee Benefits</b>	<b>\$1,520,742.17</b>	<b>\$2,312,387.73</b>	<b>\$4,633.83</b>	<b>\$4,321,213.58</b>
<b>300 <u>Purchased Professional and Technical Services</u></b>				
324 Professional Educational Services – Employee Training and Development Services	350.00	8,320.00		16,986.90
330 Other Professional Services	700.00	11,759.15		1,414,071.49
340 Technical Services				16,800.00
<b>Total Purchased Professional and Technical Services</b>	<b>\$1,050.00</b>	<b>\$20,079.15</b>		<b>\$1,447,858.39</b>
<b>400 <u>Purchased Property Services</u></b>				
410 Cleaning Services	960.00	2,000.00		2,960.00
430 Repairs and Maintenance Services	6,691.83	773.50		7,535.33
440 Rentals	31,525.91	70,592.81		102,718.53
<b>Total Purchased Property Services</b>	<b>\$39,177.74</b>	<b>\$73,366.31</b>		<b>\$113,213.86</b>
<b>500 <u>Other Purchased Services</u></b>				
520 Insurance – General				28,286.00
530 Communications	18,254.60	36,724.93		65,184.62
549 Other Advertising/Public Relations				4,236.90
550 Printing and Binding	1,000.85	12,404.00		34,273.76
580 Travel	2,915.93	6,245.67		13,651.50
<b>Total Other Purchased Services</b>	<b>\$22,171.38</b>	<b>\$55,374.60</b>		<b>\$145,632.78</b>
<b>600 <u>Supplies</u></b>				
610 General Supplies	19,689.04	98,212.07		129,865.46
630 Food	25.00	2,365.75		13,849.61
640 Books and Periodicals	600.64	824.74		5,245.59
650 Supplies & Fees – Technology Related	12,977.09	47,761.59		98,804.19
<b>Total Supplies</b>	<b>\$33,291.77</b>	<b>\$149,164.15</b>		<b>\$247,764.85</b>
<b>800 <u>Other Objects</u></b>				
810 Dues and Fees	4,043.00	6,814.99		66,575.32
820 Claims and Judgments Against the LEA				30,123.00
890 Miscellaneous Expenditures				166.30
<b>Total Other Objects</b>	<b>\$4,043.00</b>	<b>\$6,814.99</b>		<b>\$96,864.62</b>
<b>Total 2300 Support Services – Administration</b>	<b>\$4,024,236.91</b>	<b>\$6,248,860.39</b>	<b>\$16,931.69</b>	<b>\$13,255,837.78</b>

LEA : 123464502      Lower Merion SD

Printed 12/7/2017 9:21:10 AM

General Fund (10)				
2310 Board Services				
	<u>Elementary</u>	<u>Secondary</u>	<u>Federal</u>	<u>Total</u>
100 <u>Personnel Services – Salaries</u>				
100 Personnel Services – Salaries				8,750.00
Total Personnel Services – Salaries				\$8,750.00
200 <u>Personnel Services – Employee Benefits</u>				
220 Social Security Contributions				669.38
230 PSERS Retirement Contributions				2,627.62
Total Personnel Services – Employee Benefits				\$3,297.00
300 <u>Purchased Professional and Technical Services</u>				
324 Professional Educational Services – Employee Training and Development Services				1,427.90
330 Other Professional Services				33,265.00
Total Purchased Professional and Technical Services				\$34,692.90
500 <u>Other Purchased Services</u>				
520 Insurance – General				310.75
549 Other Advertising/Public Relations				4,236.90
Total Other Purchased Services				\$4,547.65
600 <u>Supplies</u>				
610 General Supplies				60.00
630 Food				1,980.95
Total Supplies				\$2,040.95
800 <u>Other Objects</u>				
820 Claims and Judgments Against the LEA				30,123.00
Total Other Objects				\$30,123.00
Total 2310 Board Services				\$83,451.50

LEA : 123464502     Lower Merion SD

Printed 12/7/2017 9:21:10 AM

General Fund (10)

2320 Board Treasurer Services	<u>Elementary</u>	<u>Secondary</u>	<u>Federal</u>	<u>Total</u>
500 <u>Other Purchased Services</u>				
520 Insurance – General				444.00
Total Other Purchased Services				\$444.00
Total 2320 Board Treasurer Services				\$444.00

LEA : 123464502      Lower Merion SD

Printed 12/7/2017 9:21:10 AM

General Fund (10)				
2330 Tax Assessment and Collection Services	<u>Elementary</u>	<u>Secondary</u>	<u>Federal</u>	<u>Total</u>
100 <u>Personnel Services – Salaries</u>				
100 Personnel Services – Salaries				23,574.00
Total Personnel Services – Salaries				\$23,574.00
200 <u>Personnel Services – Employee Benefits</u>				
220 Social Security Contributions				1,803.11
Total Personnel Services – Employee Benefits				\$1,803.11
300 <u>Purchased Professional and Technical Services</u>				
330 Other Professional Services				34,742.08
Total Purchased Professional and Technical Services				\$34,742.08
500 <u>Other Purchased Services</u>				
520 Insurance – General				27,531.25
530 Communications				10,166.84
550 Printing and Binding				10,445.79
Total Other Purchased Services				\$48,143.88
600 <u>Supplies</u>				
650 Supplies & Fees – Technology Related				14,750.00
Total Supplies				\$14,750.00
800 <u>Other Objects</u>				
890 Miscellaneous Expenditures				149.35
Total Other Objects				\$149.35
Total 2330 Tax Assessment and Collection Services				\$123,162.42



LEA : 123464502     Lower Merion SD

Printed 12/7/2017 9:21:10 AM

General Fund (10)

2340 Staff Relations and Negotiations Services	<u>Elementary</u>	<u>Secondary</u>	<u>Federal</u>	<u>Total</u>
300 <u>Purchased Professional and Technical Services</u>				
330 Other Professional Services				40,605.00
Total Purchased Professional and Technical Services				\$40,605.00
400 <u>Purchased Property Services</u>				
440 Rentals				99.81
Total Purchased Property Services				\$99.81
Total 2340 Staff Relations and Negotiations Services				\$40,704.81

LEA : 123464502    Lower Merion SD

Printed 12/7/2017 9:21:10 AM

General Fund (10)

2350 Legal and Accounting Services

Elementary

Secondary

Federal

Total

300 Purchased Professional and Technical Services

330 Other Professional Services

1,147,382.60

Total Purchased Professional and Technical Services				\$1,147,382.60
Total 2350 Legal and Accounting Services				\$1,147,382.60

LEA : 123464502      Lower Merion SD

Printed 12/7/2017 9:21:10 AM

General Fund (10)				
2360 Office of the Superintendent / Executive Director Services	<u>Elementary</u>	<u>Secondary</u>	<u>Federal</u>	<u>Total</u>
100 <u>Personnel Services – Salaries</u>				
100 Personnel Services – Salaries				579,885.00
<b>Total Personnel Services – Salaries</b>				<b>\$579,885.00</b>
200 <u>Personnel Services – Employee Benefits</u>				
210 Group Insurance – Contracted Provider				2,684.33
220 Social Security Contributions				32,017.29
230 PSERS Retirement Contributions				172,621.90
250 Unemployment Compensation				223.38
260 Workers' Compensation				3,518.49
270 Group Insurance – Self-Insurance				96,297.93
299 All Other Employee Benefits				29,419.38
<b>Total Personnel Services – Employee Benefits</b>				<b>\$336,782.70</b>
300 <u>Purchased Professional and Technical Services</u>				
324 Professional Educational Services – Employee Training and Development Services				4,489.00
330 Other Professional Services				56,642.50
<b>Total Purchased Professional and Technical Services</b>				<b>\$61,131.50</b>
400 <u>Purchased Property Services</u>				
430 Repairs and Maintenance Services				70.00
<b>Total Purchased Property Services</b>				<b>\$70.00</b>
500 <u>Other Purchased Services</u>				
530 Communications	364.72	318.28		683.00
580 Travel				4,489.90
<b>Total Other Purchased Services</b>	<b>\$364.72</b>	<b>\$318.28</b>		<b>\$5,172.90</b>
600 <u>Supplies</u>				
610 General Supplies				10,359.92
630 Food				8,422.91
640 Books and Periodicals				3,790.24
650 Supplies & Fees – Technology Related				413.64
<b>Total Supplies</b>				<b>\$22,986.71</b>
800 <u>Other Objects</u>				
810 Dues and Fees				55,162.33
890 Miscellaneous Expenditures				16.95
<b>Total Other Objects</b>				<b>\$55,179.28</b>
<b>Total 2360 Office of the Superintendent / Executive Director Services</b>	<b>\$364.72</b>	<b>\$318.28</b>		<b>\$1,061,208.09</b>

LEA : 123464502      Lower Merion SD

Printed 12/7/2017 9:21:10 AM

<b>General Fund (10)</b>				
<b>2370 Community Relations Services</b>	<u><b>Elementary</b></u>	<u><b>Secondary</b></u>	<u><b>Federal</b></u>	<u><b>Total</b></u>
<b>100 <u>Personnel Services – Salaries</u></b>				
100 Personnel Services – Salaries				223,348.53
<b>Total Personnel Services – Salaries</b>				<b>\$223,348.53</b>
<b>200 <u>Personnel Services – Employee Benefits</u></b>				
210 Group Insurance – Contracted Provider				1,657.81
220 Social Security Contributions				16,958.04
230 PSERS Retirement Contributions				66,677.55
250 Unemployment Compensation				137.95
260 Workers' Compensation				2,172.96
270 Group Insurance – Self-Insurance				53,962.73
<b>Total Personnel Services – Employee Benefits</b>				<b>\$141,567.04</b>
<b>300 <u>Purchased Professional and Technical Services</u></b>				
324 Professional Educational Services – Employee Training and Development Services				2,400.00
330 Other Professional Services				88,975.16
340 Technical Services				16,800.00
<b>Total Purchased Professional and Technical Services</b>				<b>\$108,175.16</b>
<b>400 <u>Purchased Property Services</u></b>				
440 Rentals				500.00
<b>Total Purchased Property Services</b>				<b>\$500.00</b>
<b>500 <u>Other Purchased Services</u></b>				
530 Communications				38.25
550 Printing and Binding				10,423.12
<b>Total Other Purchased Services</b>				<b>\$10,461.37</b>
<b>600 <u>Supplies</u></b>				
610 General Supplies				1,544.43
630 Food				1,055.00
640 Books and Periodicals				29.97
650 Supplies & Fees – Technology Related				22,901.87
<b>Total Supplies</b>				<b>\$25,531.27</b>
<b>800 <u>Other Objects</u></b>				
810 Dues and Fees				555.00
<b>Total Other Objects</b>				<b>\$555.00</b>
<b>Total 2370 Community Relations Services</b>				<b>\$510,138.37</b>

LEA : 123464502      Lower Merion SD

Printed 12/7/2017 9:21:10 AM

General Fund (10)

2380 Office of the Principal Services	Elementary	Secondary	Federal	Total
100 <u>Personnel Services – Salaries</u>				
100 Personnel Services – Salaries	2,403,760.85	3,631,673.46	12,297.86	6,047,732.17
<b>Total Personnel Services – Salaries</b>	<b>\$2,403,760.85</b>	<b>\$3,631,673.46</b>	<b>\$12,297.86</b>	<b>\$6,047,732.17</b>
200 <u>Personnel Services – Employee Benefits</u>				
210 Group Insurance – Contracted Provider	18,475.06	27,531.65		46,006.71
220 Social Security Contributions	163,699.14	255,553.14	940.78	420,193.06
230 PSERS Retirement Contributions	714,594.26	1,075,680.17	3,693.05	1,793,967.48
250 Unemployment Compensation	1,537.41	2,291.05		3,828.46
260 Workers' Compensation	24,216.13	36,087.04		60,303.17
270 Group Insurance – Self-Insurance	598,220.17	896,844.68		1,495,064.85
280 Other Post-Employment Benefits (OPEB)		18,400.00		18,400.00
<b>Total Personnel Services – Employee Benefits</b>	<b>\$1,520,742.17</b>	<b>\$2,312,387.73</b>	<b>\$4,633.83</b>	<b>\$3,837,763.73</b>
300 <u>Purchased Professional and Technical Services</u>				
324 Professional Educational Services – Employee Training and Development Services	350.00	8,320.00		8,670.00
330 Other Professional Services	700.00	11,759.15		12,459.15
<b>Total Purchased Professional and Technical Services</b>	<b>\$1,050.00</b>	<b>\$20,079.15</b>		<b>\$21,129.15</b>
400 <u>Purchased Property Services</u>				
410 Cleaning Services	960.00	2,000.00		2,960.00
430 Repairs and Maintenance Services	6,691.83	773.50		7,465.33
440 Rentals	31,525.91	70,592.81		102,118.72
<b>Total Purchased Property Services</b>	<b>\$39,177.74</b>	<b>\$73,366.31</b>		<b>\$112,544.05</b>
500 <u>Other Purchased Services</u>				
530 Communications	17,889.88	36,406.65		54,296.53
550 Printing and Binding	1,000.85	12,404.00		13,404.85
580 Travel	2,915.93	6,245.67		9,161.60
<b>Total Other Purchased Services</b>	<b>\$21,806.66</b>	<b>\$55,056.32</b>		<b>\$76,862.98</b>
600 <u>Supplies</u>				
610 General Supplies	19,689.04	98,212.07		117,901.11
630 Food	25.00	2,365.75		2,390.75
640 Books and Periodicals	600.64	824.74		1,425.38
650 Supplies & Fees – Technology Related	12,977.09	47,761.59		60,738.68
<b>Total Supplies</b>	<b>\$33,291.77</b>	<b>\$149,164.15</b>		<b>\$182,455.92</b>
800 <u>Other Objects</u>				
810 Dues and Fees	4,043.00	6,814.99		10,857.99
<b>Total Other Objects</b>	<b>\$4,043.00</b>	<b>\$6,814.99</b>		<b>\$10,857.99</b>
<b>Total 2380 Office of the Principal Services</b>	<b>\$4,023,872.19</b>	<b>\$6,248,542.11</b>	<b>\$16,931.69</b>	<b>\$10,289,345.99</b>

LEA : 123464502      Lower Merion SD

Printed 12/7/2017 9:21:10 AM

General Fund (10)					
2400 Support Services – Pupil Health		Elementary	Secondary	Federal	Total
<b>100 Personnel Services – Salaries</b>					
100 Personnel Services – Salaries				56,051.12	2,198,062.85
<b>Total Personnel Services – Salaries</b>				<b>\$56,051.12</b>	<b>\$2,198,062.85</b>
<b>200 Personnel Services – Employee Benefits</b>					
210 Group Insurance – Contracted Provider					15,441.16
220 Social Security Contributions				4,160.17	160,810.30
230 PSERS Retirement Contributions				16,148.59	646,026.57
250 Unemployment Compensation					1,284.93
260 Workers' Compensation					20,239.47
270 Group Insurance – Self-Insurance					502,252.48
<b>Total Personnel Services – Employee Benefits</b>				<b>\$20,308.76</b>	<b>\$1,346,054.91</b>
<b>300 Purchased Professional and Technical Services</b>					
324 Professional Educational Services – Employee Training and Development Services					5,173.00
330 Other Professional Services				71,004.94	101,804.98
<b>Total Purchased Professional and Technical Services</b>				<b>\$71,004.94</b>	<b>\$106,977.98</b>
<b>400 Purchased Property Services</b>					
430 Repairs and Maintenance Services					180.00
<b>Total Purchased Property Services</b>					<b>\$180.00</b>
<b>500 Other Purchased Services</b>					
550 Printing and Binding					840.00
580 Travel					769.93
<b>Total Other Purchased Services</b>					<b>\$1,609.93</b>
<b>600 Supplies</b>					
610 General Supplies				679.13	34,329.87
650 Supplies & Fees – Technology Related					5,750.00
<b>Total Supplies</b>				<b>\$679.13</b>	<b>\$40,079.87</b>
<b>800 Other Objects</b>					
810 Dues and Fees					675.00
<b>Total Other Objects</b>					<b>\$675.00</b>
<b>Total 2400 Support Services – Pupil Health</b>				<b>\$148,043.95</b>	<b>\$3,693,640.54</b>

LEA : 123464502     Lower Merion SD

Printed 12/7/2017 9:21:10 AM

General Fund (10)

2410 Supervision of Health Services	<u>Elementary</u>	<u>Secondary</u>	<u>Federal</u>	<u>Total</u>
100 <u>Personnel Services – Salaries</u>				
100 Personnel Services – Salaries				152,850.00
Total Personnel Services – Salaries				\$152,850.00
200 <u>Personnel Services – Employee Benefits</u>				
210 Group Insurance – Contracted Provider				1,201.62
220 Social Security Contributions				8,986.05
230 PSERS Retirement Contributions				46,028.16
250 Unemployment Compensation				99.99
260 Workers' Compensation				1,575.03
270 Group Insurance – Self-Insurance				37,092.10
Total Personnel Services – Employee Benefits				\$94,982.95
Total 2410 Supervision of Health Services				\$247,832.95

LEA : 123464502     Lower Merion SD

Printed 12/7/2017 9:21:10 AM

General Fund (10)

2411 Supervision of Health Services – Head of Component	<u>Elementary</u>	<u>Secondary</u>	<u>Federal</u>	<u>Total</u>
100 <u>Personnel Services – Salaries</u>				
100 Personnel Services – Salaries				152,850.00
Total Personnel Services – Salaries				\$152,850.00
200 <u>Personnel Services – Employee Benefits</u>				
210 Group Insurance – Contracted Provider				1,201.62
220 Social Security Contributions				8,986.05
230 PSERS Retirement Contributions				46,028.16
250 Unemployment Compensation				99.99
260 Workers' Compensation				1,575.03
270 Group Insurance – Self-Insurance				37,092.10
Total Personnel Services – Employee Benefits				\$94,982.95
Total 2411 Supervision of Health Services – Head of Component				\$247,832.95



Page 81

LEA : 123464502      Lower Merion SD

Printed 12/7/2017 9:21:10 AM

General Fund (10)				
2440 Nursing Services				
	<u>Elementary</u>	<u>Secondary</u>	<u>Federal</u>	<u>Total</u>
100 <u>Personnel Services – Salaries</u>				
100 Personnel Services – Salaries			56,051.12	1,598,295.01
Total Personnel Services – Salaries			\$56,051.12	\$1,598,295.01
200 <u>Personnel Services – Employee Benefits</u>				
210 Group Insurance – Contracted Provider				10,811.64
220 Social Security Contributions			4,160.17	119,114.84
230 PSERS Retirement Contributions			16,148.59	466,915.63
250 Unemployment Compensation				899.69
260 Workers' Compensation				14,171.33
270 Group Insurance – Self-Insurance				357,872.21
Total Personnel Services – Employee Benefits			\$20,308.76	\$969,785.34
300 <u>Purchased Professional and Technical Services</u>				
324 Professional Educational Services – Employee Training and Development Services				5,173.00
330 Other Professional Services			71,004.94	71,004.94
Total Purchased Professional and Technical Services			\$71,004.94	\$76,177.94
500 <u>Other Purchased Services</u>				
550 Printing and Binding				840.00
580 Travel				769.93
Total Other Purchased Services				\$1,609.93
600 <u>Supplies</u>				
610 General Supplies			624.18	34,274.92
650 Supplies & Fees – Technology Related				5,750.00
Total Supplies			\$624.18	\$40,024.92
800 <u>Other Objects</u>				
810 Dues and Fees				675.00
Total Other Objects				\$675.00
Total 2440 Nursing Services			\$147,989.00	\$2,686,568.14

LEA : 123464502      Lower Merion SD

Printed 12/7/2017 9:21:10 AM

General Fund (10)				
2450 Nonpublic Health Services	<u>Elementary</u>	<u>Secondary</u>	<u>Federal</u>	<u>Total</u>
100 <u>Personnel Services – Salaries</u>				
100 Personnel Services – Salaries				446,917.84
Total Personnel Services – Salaries				\$446,917.84
200 <u>Personnel Services – Employee Benefits</u>				
210 Group Insurance – Contracted Provider				3,427.90
220 Social Security Contributions				32,709.41
230 PSERS Retirement Contributions				133,082.78
250 Unemployment Compensation				285.25
260 Workers' Compensation				4,493.11
270 Group Insurance – Self-Insurance				107,288.17
Total Personnel Services – Employee Benefits				\$281,286.62
400 <u>Purchased Property Services</u>				
430 Repairs and Maintenance Services				180.00
Total Purchased Property Services				\$180.00
Total 2450 Nonpublic Health Services				\$728,384.46

LEA : 123464502      Lower Merion SD

Printed 12/7/2017 9:21:10 AM

<b>General Fund (10)</b>				
<b>2500 Support Services – Business</b>	<b><u>Elementary</u></b>	<b><u>Secondary</u></b>	<b><u>Federal</u></b>	<b><u>Total</u></b>
<b>100 <u>Personnel Services – Salaries</u></b>				
100 Personnel Services – Salaries				710,837.70
<b>Total Personnel Services – Salaries</b>				<b>\$710,837.70</b>
<b>200 <u>Personnel Services – Employee Benefits</u></b>				
210 Group Insurance – Contracted Provider				4,564.79
220 Social Security Contributions				47,502.04
230 PSERS Retirement Contributions				212,602.06
250 Unemployment Compensation				379.86
260 Workers' Compensation				5,983.31
270 Group Insurance – Self-Insurance				156,589.54
280 Other Post-Employment Benefits (OPEB)				5,000.00
<b>Total Personnel Services – Employee Benefits</b>				<b>\$432,621.60</b>
<b>300 <u>Purchased Professional and Technical Services</u></b>				
324 Professional Educational Services – Employee Training and Development Services				1,844.00
330 Other Professional Services				11,800.00
340 Technical Services				72,587.38
<b>Total Purchased Professional and Technical Services</b>				<b>\$86,231.38</b>
<b>400 <u>Purchased Property Services</u></b>				
440 Rentals				10,761.46
<b>Total Purchased Property Services</b>				<b>\$10,761.46</b>
<b>500 <u>Other Purchased Services</u></b>				
530 Communications				20,705.24
550 Printing and Binding				135.00
580 Travel				500.48
<b>Total Other Purchased Services</b>				<b>\$21,340.72</b>
<b>600 <u>Supplies</u></b>				
610 General Supplies				4,671.26
630 Food				260.00
650 Supplies & Fees – Technology Related				1,125.00
<b>Total Supplies</b>				<b>\$6,056.26</b>
<b>800 <u>Other Objects</u></b>				
810 Dues and Fees				1,220.94
890 Miscellaneous Expenditures				2,600.00
<b>Total Other Objects</b>				<b>\$3,820.94</b>
<b>Total 2500 Support Services – Business</b>				<b>\$1,271,670.06</b>

LEA : 123464502      Lower Merion SD

Printed 12/7/2017 9:21:10 AM

<b>General Fund (10)</b>				
<b>2510 Fiscal Services</b>	<u>Elementary</u>	<u>Secondary</u>	<u>Federal</u>	<u>Total</u>
<b>100 <u>Personnel Services – Salaries</u></b>				
100 Personnel Services – Salaries				710,837.70
<b>Total Personnel Services – Salaries</b>				<b>\$710,837.70</b>
<b>200 <u>Personnel Services – Employee Benefits</u></b>				
210 Group Insurance – Contracted Provider				4,564.79
220 Social Security Contributions				47,502.04
230 PSERS Retirement Contributions				212,602.06
250 Unemployment Compensation				379.86
260 Workers' Compensation				5,983.31
270 Group Insurance – Self-Insurance				156,589.54
280 Other Post-Employment Benefits (OPEB)				5,000.00
<b>Total Personnel Services – Employee Benefits</b>				<b>\$432,621.60</b>
<b>300 <u>Purchased Professional and Technical Services</u></b>				
324 Professional Educational Services – Employee Training and Development Services				1,844.00
330 Other Professional Services				11,800.00
340 Technical Services				72,587.38
<b>Total Purchased Professional and Technical Services</b>				<b>\$86,231.38</b>
<b>400 <u>Purchased Property Services</u></b>				
440 Rentals				10,761.46
<b>Total Purchased Property Services</b>				<b>\$10,761.46</b>
<b>500 <u>Other Purchased Services</u></b>				
530 Communications				20,705.24
550 Printing and Binding				135.00
580 Travel				500.48
<b>Total Other Purchased Services</b>				<b>\$21,340.72</b>
<b>600 <u>Supplies</u></b>				
610 General Supplies				4,671.26
630 Food				260.00
650 Supplies & Fees – Technology Related				1,125.00
<b>Total Supplies</b>				<b>\$6,056.26</b>
<b>800 <u>Other Objects</u></b>				
810 Dues and Fees				1,220.94
890 Miscellaneous Expenditures				2,600.00
<b>Total Other Objects</b>				<b>\$3,820.94</b>
<b>Total 2510 Fiscal Services</b>				<b>\$1,271,670.06</b>

LEA : 123464502      Lower Merion SD

Printed 12/7/2017 9:21:10 AM

General Fund (10)				
2511 Supervision of Fiscal Services - Head of Component	<u>Elementary</u>	<u>Secondary</u>	<u>Federal</u>	<u>Total</u>
100 <u>Personnel Services – Salaries</u>				
100 Personnel Services – Salaries				270,017.00
Total Personnel Services – Salaries				\$270,017.00
200 <u>Personnel Services – Employee Benefits</u>				
210 Group Insurance – Contracted Provider				2,194.51
220 Social Security Contributions				15,860.95
230 PSERS Retirement Contributions				81,318.59
250 Unemployment Compensation				182.62
260 Workers' Compensation				2,876.46
270 Group Insurance – Self-Insurance				70,504.90
280 Other Post-Employment Benefits (OPEB)				5,000.00
Total Personnel Services – Employee Benefits				\$177,938.03
300 <u>Purchased Professional and Technical Services</u>				
324 Professional Educational Services – Employee Training and Development Services				1,654.00
340 Technical Services				50.00
Total Purchased Professional and Technical Services				\$1,704.00
500 <u>Other Purchased Services</u>				
580 Travel				397.43
Total Other Purchased Services				\$397.43
600 <u>Supplies</u>				
630 Food				260.00
Total Supplies				\$260.00
800 <u>Other Objects</u>				
810 Dues and Fees				405.00
890 Miscellaneous Expenditures				1,950.00
Total Other Objects				\$2,355.00
Total 2511 Supervision of Fiscal Services - Head of Component				\$452,671.46

LEA : 123464502      Lower Merion SD

Printed 12/7/2017 9:21:10 AM

General Fund (10)

2513 Receiving and Disbursing Funds Services	<u>Elementary</u>	<u>Secondary</u>	<u>Federal</u>	<u>Total</u>
100 <u>Personnel Services – Salaries</u>				
100 Personnel Services – Salaries				121,119.84
Total Personnel Services – Salaries				\$121,119.84
200 <u>Personnel Services – Employee Benefits</u>				
210 Group Insurance – Contracted Provider				966.09
220 Social Security Contributions				9,033.32
230 PSERS Retirement Contributions				35,796.34
250 Unemployment Compensation				80.39
260 Workers' Compensation				1,266.31
270 Group Insurance – Self-Insurance				30,821.70
Total Personnel Services – Employee Benefits				\$77,964.15
Total 2513 Receiving and Disbursing Funds Services				\$199,083.99

LEA : 123464502      Lower Merion SD

Printed 12/7/2017 9:21:10 AM

General Fund (10)				
2514 Payroll Services				
	<u>Elementary</u>	<u>Secondary</u>	<u>Federal</u>	<u>Total</u>
100 <u>Personnel Services – Salaries</u>				
100 Personnel Services – Salaries				121,679.03
Total Personnel Services – Salaries				\$121,679.03
200 <u>Personnel Services – Employee Benefits</u>				
210 Group Insurance – Contracted Provider				966.09
220 Social Security Contributions				9,132.51
230 PSERS Retirement Contributions				35,964.32
250 Unemployment Compensation				80.39
260 Workers' Compensation				1,266.31
270 Group Insurance – Self-Insurance				30,821.70
Total Personnel Services – Employee Benefits				\$78,231.32
600 <u>Supplies</u>				
610 General Supplies				75.00
Total Supplies				\$75.00
Total 2514 Payroll Services				\$199,985.35



LEA : 123464502      Lower Merion SD

Printed 12/7/2017 9:21:10 AM

General Fund (10)				
2515 Financial Accounting Services	<u>Elementary</u>	<u>Secondary</u>	<u>Federal</u>	<u>Total</u>
100 <u>Personnel Services – Salaries</u>				
100 Personnel Services – Salaries				144,337.84
Total Personnel Services – Salaries				\$144,337.84
200 <u>Personnel Services – Employee Benefits</u>				
220 Social Security Contributions				9,543.15
230 PSERS Retirement Contributions				43,352.42
270 Group Insurance – Self-Insurance				10,417.99
Total Personnel Services – Employee Benefits				\$63,313.56
500 <u>Other Purchased Services</u>				
530 Communications				3,658.18
580 Travel				92.88
Total Other Purchased Services				\$3,751.06
600 <u>Supplies</u>				
610 General Supplies				(6,198.70)
650 Supplies & Fees – Technology Related				1,125.00
Total Supplies				(\$5,073.70)
Total 2515 Financial Accounting Services				\$206,328.76

LEA : 123464502      Lower Merion SD

Printed 12/7/2017 9:21:10 AM

General Fund (10)				
2519 Other Fiscal Services	<u>Elementary</u>	<u>Secondary</u>	<u>Federal</u>	<u>Total</u>
100 <u>Personnel Services – Salaries</u>				
100 Personnel Services – Salaries				53,683.99
Total Personnel Services – Salaries				\$53,683.99
200 <u>Personnel Services – Employee Benefits</u>				
210 Group Insurance – Contracted Provider				438.10
220 Social Security Contributions				3,932.11
230 PSERS Retirement Contributions				16,170.39
250 Unemployment Compensation				36.46
260 Workers' Compensation				574.23
270 Group Insurance – Self-Insurance				14,023.25
Total Personnel Services – Employee Benefits				\$35,174.54
300 <u>Purchased Professional and Technical Services</u>				
324 Professional Educational Services – Employee Training and Development Services				190.00
330 Other Professional Services				11,800.00
340 Technical Services				72,537.38
Total Purchased Professional and Technical Services				\$84,527.38
400 <u>Purchased Property Services</u>				
440 Rentals				10,761.46
Total Purchased Property Services				\$10,761.46
500 <u>Other Purchased Services</u>				
530 Communications				17,047.06
550 Printing and Binding				135.00
580 Travel				10.17
Total Other Purchased Services				\$17,192.23
600 <u>Supplies</u>				
610 General Supplies				10,794.96
Total Supplies				\$10,794.96
800 <u>Other Objects</u>				
810 Dues and Fees				815.94
890 Miscellaneous Expenditures				650.00
Total Other Objects				\$1,465.94
Total 2519 Other Fiscal Services				\$213,600.50

LEA : 123464502      Lower Merion SD

Printed 12/7/2017 9:21:10 AM

Page - 37 of 69

General Fund (10)

2600 Operation and Maintenance of Plant Services	Elementary	Secondary	Federal	Total
100 <u>Personnel Services – Salaries</u>				
100 Personnel Services – Salaries				7,610,391.97
<b>Total Personnel Services – Salaries</b>				<b>\$7,610,391.97</b>
200 <u>Personnel Services – Employee Benefits</u>				
210 Group Insurance – Contracted Provider				53,176.82
220 Social Security Contributions				577,446.63
230 PSERS Retirement Contributions				2,261,667.17
250 Unemployment Compensation				4,425.11
260 Workers' Compensation				69,701.43
270 Group Insurance – Self-Insurance				1,717,328.51
280 Other Post-Employment Benefits (OPEB)				104,425.00
<b>Total Personnel Services – Employee Benefits</b>				<b>\$4,788,170.67</b>
300 <u>Purchased Professional and Technical Services</u>				
324 Professional Educational Services – Employee Training and Development Services				2,082.39
330 Other Professional Services				548,997.17
<b>Total Purchased Professional and Technical Services</b>				<b>\$551,079.56</b>
400 <u>Purchased Property Services</u>				
410 Cleaning Services				290,905.80
420 Utility Services				291,976.48
430 Repairs and Maintenance Services				1,537,105.77
440 Rentals				114,129.14
450 Construction Services				404,541.92
460 Extermination Services				10,239.04
490 Other Purchased Property Services				32,383.30
<b>Total Purchased Property Services</b>				<b>\$2,681,281.45</b>
500 <u>Other Purchased Services</u>				
521 Fire Insurance				318,653.00
522 Automotive Liability Insurance				47,826.00
523 General Property and Liability Insurance				273,940.00
529 Other Insurance				368,653.50
530 Communications				226,285.31
550 Printing and Binding				715.00
580 Travel				2,524.21
<b>Total Other Purchased Services</b>				<b>\$1,238,597.02</b>
600 <u>Supplies</u>				
610 General Supplies	609,530.27	536,558.08		1,146,088.35
620 Energy				1,635,241.80
640 Books and Periodicals				143.09
650 Supplies & Fees – Technology Related				123,877.78
<b>Total Supplies</b>	<b>\$609,530.27</b>	<b>\$536,558.08</b>		<b>\$2,905,351.02</b>
700 <u>Property</u>				
752 Capital Equipment – Original and Additional				7,750.00
762 Capitalized Equipment - Replacement				361,308.38

LEA : 123464502     Lower Merion SD

Printed 12/7/2017 9:21:10 AM

General Fund (10)

2600 Operation and Maintenance of Plant Services	<u>Elementary</u>	<u>Secondary</u>	<u>Federal</u>	<u>Total</u>
Total Property				\$369,058.38
800 <u>Other Objects</u>				
810 Dues and Fees				2,907.33
890 Miscellaneous Expenditures				100.00
Total Other Objects				\$3,007.33
Total 2600 Operation and Maintenance of Plant Services	\$609,530.27	\$536,558.08		\$20,146,937.40

LEA : 123464502      Lower Merion SD

Printed 12/7/2017 9:21:10 AM

General Fund (10)				
2610 Supervision of Operation and Maintenance of Plant Services	<u>Elementary</u>	<u>Secondary</u>	<u>Federal</u>	<u>Total</u>
100 <u>Personnel Services – Salaries</u>				
100 Personnel Services – Salaries				1,070,568.66
Total Personnel Services – Salaries				\$1,070,568.66
200 <u>Personnel Services – Employee Benefits</u>				
210 Group Insurance – Contracted Provider				7,635.70
220 Social Security Contributions				75,457.64
230 PSERS Retirement Contributions				316,141.02
250 Unemployment Compensation				635.40
260 Workers' Compensation				10,008.48
270 Group Insurance – Self-Insurance				249,169.23
Total Personnel Services – Employee Benefits				\$659,047.47
400 <u>Purchased Property Services</u>				
440 Rentals				3,586.39
Total Purchased Property Services				\$3,586.39
500 <u>Other Purchased Services</u>				
530 Communications				375.77
580 Travel				571.33
Total Other Purchased Services				\$947.10
600 <u>Supplies</u>				
610 General Supplies	52.16	45.52		97.68
650 Supplies & Fees – Technology Related				18,077.71
Total Supplies	\$52.16	\$45.52		\$18,175.39
Total 2610 Supervision of Operation and Maintenance of Plant Services	\$52.16	\$45.52		\$1,752,325.01

LEA : 123464502      Lower Merion SD

Printed 12/7/2017 9:21:10 AM

General Fund (10)				
2611 Supervision of Operation and Maintenance of Plant Services – Head of Component	<u>Elementary</u>	<u>Secondary</u>	<u>Federal</u>	<u>Total</u>
100 <u>Personnel Services – Salaries</u>				
100 Personnel Services – Salaries				171,304.00
Total Personnel Services – Salaries				\$171,304.00
200 <u>Personnel Services – Employee Benefits</u>				
210 Group Insurance – Contracted Provider				1,392.47
220 Social Security Contributions				9,167.64
230 PSERS Retirement Contributions				51,598.37
250 Unemployment Compensation				115.87
260 Workers' Compensation				1,825.18
270 Group Insurance – Self-Insurance				42,983.20
Total Personnel Services – Employee Benefits				\$107,082.73
400 <u>Purchased Property Services</u>				
440 Rentals				1,828.88
Total Purchased Property Services				\$1,828.88
600 <u>Supplies</u>				
610 General Supplies	52.16	45.52		97.68
Total Supplies	\$52.16	\$45.52		\$97.68
Total 2611 Supervision of Operation and Maintenance of Plant Services – Head of Component	\$52.16	\$45.52		\$280,313.29

LEA : 123464502      Lower Merion SD

Printed 12/7/2017 9:21:10 AM

General Fund (10)				
2619 Supervision of Operation and Maintenance of Plant Services – All Other Supervision	<u>Elementary</u>	<u>Secondary</u>	<u>Federal</u>	<u>Total</u>
100 <u>Personnel Services – Salaries</u>				
100 Personnel Services – Salaries				899,264.66
Total Personnel Services – Salaries				\$899,264.66
200 <u>Personnel Services – Employee Benefits</u>				
210 Group Insurance – Contracted Provider				6,243.23
220 Social Security Contributions				66,290.00
230 PSERS Retirement Contributions				264,542.65
250 Unemployment Compensation				519.53
260 Workers' Compensation				8,183.30
270 Group Insurance – Self-Insurance				206,186.03
Total Personnel Services – Employee Benefits				\$551,964.74
400 <u>Purchased Property Services</u>				
440 Rentals				1,757.51
Total Purchased Property Services				\$1,757.51
500 <u>Other Purchased Services</u>				
530 Communications				375.77
580 Travel				571.33
Total Other Purchased Services				\$947.10
600 <u>Supplies</u>				
650 Supplies & Fees – Technology Related				18,077.71
Total Supplies				\$18,077.71
Total 2619 Supervision of Operation and Maintenance of Plant Services – All Other Supervision				\$1,472,011.72

LEA : 123464502      Lower Merion SD

Printed 12/7/2017 9:21:10 AM

General Fund (10)				
2620 Operation of Buildings Services	<u>Elementary</u>	<u>Secondary</u>	<u>Federal</u>	<u>Total</u>
100 <u>Personnel Services – Salaries</u>				
100 Personnel Services – Salaries				5,917,253.84
Total Personnel Services – Salaries				\$5,917,253.84
200 <u>Personnel Services – Employee Benefits</u>				
210 Group Insurance – Contracted Provider				41,334.60
220 Social Security Contributions				455,094.11
230 PSERS Retirement Contributions				1,761,912.02
250 Unemployment Compensation				3,439.66
260 Workers' Compensation				54,179.25
270 Group Insurance – Self-Insurance				1,333,876.03
280 Other Post-Employment Benefits (OPEB)				104,425.00
Total Personnel Services – Employee Benefits				\$3,754,260.67
300 <u>Purchased Professional and Technical Services</u>				
330 Other Professional Services				124,627.82
Total Purchased Professional and Technical Services				\$124,627.82
400 <u>Purchased Property Services</u>				
410 Cleaning Services				7,625.00
420 Utility Services				291,976.48
430 Repairs and Maintenance Services				1,307,887.40
440 Rentals				81,283.35
450 Construction Services				404,541.92
460 Extermination Services				10,239.04
490 Other Purchased Property Services				3,074.00
Total Purchased Property Services				\$2,106,627.19
500 <u>Other Purchased Services</u>				
521 Fire Insurance				318,653.00
522 Automotive Liability Insurance				47,834.00
523 General Property and Liability Insurance				273,940.00
529 Other Insurance				368,653.50
530 Communications				112,734.58
580 Travel				1,554.65
Total Other Purchased Services				\$1,123,369.73
600 <u>Supplies</u>				
610 General Supplies	527,441.90	457,888.09		985,329.99
620 Energy				1,635,241.80
650 Supplies & Fees – Technology Related				103,237.02
Total Supplies	\$527,441.90	\$457,888.09		\$2,723,808.81
700 <u>Property</u>				
752 Capital Equipment – Original and Additional				7,750.00
Total Property				\$7,750.00
Total 2620 Operation of Buildings Services	\$527,441.90	\$457,888.09		\$15,757,698.06



LEA : 123464502      Lower Merion SD

Printed 12/7/2017 9:21:10 AM

General Fund (10)				
2630 Care and Upkeep of Grounds Services	<u>Elementary</u>	<u>Secondary</u>	<u>Federal</u>	<u>Total</u>
100 <u>Personnel Services – Salaries</u>				
100 Personnel Services – Salaries				622,158.43
<b>Total Personnel Services – Salaries</b>				<b>\$622,158.43</b>
200 <u>Personnel Services – Employee Benefits</u>				
210 Group Insurance – Contracted Provider				4,206.52
220 Social Security Contributions				46,863.44
230 PSERS Retirement Contributions				183,614.13
250 Unemployment Compensation				350.05
260 Workers' Compensation				5,513.70
270 Group Insurance – Self-Insurance				134,283.25
<b>Total Personnel Services – Employee Benefits</b>				<b>\$374,831.09</b>
400 <u>Purchased Property Services</u>				
410 Cleaning Services				281,615.02
430 Repairs and Maintenance Services				218,172.27
440 Rentals				29,259.40
<b>Total Purchased Property Services</b>				<b>\$529,046.69</b>
500 <u>Other Purchased Services</u>				
580 Travel				245.96
<b>Total Other Purchased Services</b>				<b>\$245.96</b>
600 <u>Supplies</u>				
610 General Supplies	76,524.48	73,814.63		150,339.11
<b>Total Supplies</b>	<b>\$76,524.48</b>	<b>\$73,814.63</b>		<b>\$150,339.11</b>
700 <u>Property</u>				
762 Capitalized Equipment - Replacement				24,087.38
<b>Total Property</b>				<b>\$24,087.38</b>
<b>Total 2630 Care and Upkeep of Grounds Services</b>	<b>\$76,524.48</b>	<b>\$73,814.63</b>		<b>\$1,700,708.66</b>

LEA : 123464502      Lower Merion SD

Printed 12/7/2017 9:21:10 AM

General Fund (10)

2640 Care and Upkeep of Equipment Services	<u>Elementary</u>	<u>Secondary</u>	<u>Federal</u>	<u>Total</u>
500 <u>Other Purchased Services</u>				
530 Communications				25.78
Total Other Purchased Services				\$25.78
Total 2640 Care and Upkeep of Equipment Services				\$25.78

LEA : 123464502     Lower Merion SD

Printed 12/7/2017 9:21:10 AM

General Fund (10)

2650 Vehicle Operation and Maintenance Services (Other Than Student Transportation Vehicles)	<u>Elementary</u>	<u>Secondary</u>	<u>Federal</u>	<u>Total</u>
400 <u>Purchased Property Services</u>				
430 Repairs and Maintenance Services				2,241.69
Total Purchased Property Services				\$2,241.69
500 <u>Other Purchased Services</u>				
522 Automotive Liability Insurance				(8.00)
Total Other Purchased Services				(\$8.00)
600 <u>Supplies</u>				
610 General Supplies	1,308.07	1,141.50		2,449.57
Total Supplies	\$1,308.07	\$1,141.50		\$2,449.57
Total 2650 Vehicle Operation and Maintenance Services (Other Than Student Transportation Vehicles)	\$1,308.07	\$1,141.50		\$4,683.26

LEA : 123464502     Lower Merion SD

Printed 12/7/2017 9:21:10 AM

General Fund (10)

2660 Safety and Security Services	<u>Elementary</u>	<u>Secondary</u>	<u>Federal</u>	<u>Total</u>
400 <u>Purchased Property Services</u>				
410 Cleaning Services				1,665.78
430 Repairs and Maintenance Services				8,804.41
490 Other Purchased Property Services				29,309.30
Total Purchased Property Services				\$39,779.49
600 <u>Supplies</u>				
610 General Supplies	26.54	23.16		49.70
Total Supplies	\$26.54	\$23.16		\$49.70
Total 2660 Safety and Security Services	\$26.54	\$23.16		\$39,829.19

LEA : 123464502      Lower Merion SD

Printed 12/7/2017 9:21:10 AM

General Fund (10)				
2690 Other Operation and Maintenance of Plant Services	<u>Elementary</u>	<u>Secondary</u>	<u>Federal</u>	<u>Total</u>
100 <u>Personnel Services – Salaries</u>				
100 Personnel Services – Salaries				411.04
Total Personnel Services – Salaries				\$411.04
200 <u>Personnel Services – Employee Benefits</u>				
220 Social Security Contributions				31.44
Total Personnel Services – Employee Benefits				\$31.44
300 <u>Purchased Professional and Technical Services</u>				
324 Professional Educational Services – Employee Training and Development Services				2,082.39
330 Other Professional Services				424,369.35
Total Purchased Professional and Technical Services				\$426,451.74
500 <u>Other Purchased Services</u>				
530 Communications				113,149.18
550 Printing and Binding				715.00
580 Travel				152.27
Total Other Purchased Services				\$114,016.45
600 <u>Supplies</u>				
610 General Supplies	4,177.12	3,645.18		7,822.30
640 Books and Periodicals				143.09
650 Supplies & Fees – Technology Related				2,563.05
Total Supplies	\$4,177.12	\$3,645.18		\$10,528.44
700 <u>Property</u>				
762 Capitalized Equipment - Replacement				337,221.00
Total Property				\$337,221.00
800 <u>Other Objects</u>				
810 Dues and Fees				2,907.33
890 Miscellaneous Expenditures				100.00
Total Other Objects				\$3,007.33
Total 2690 Other Operation and Maintenance of Plant Services	\$4,177.12	\$3,645.18		\$891,667.44

LEA : 123464502      Lower Merion SD

Printed 12/7/2017 9:21:10 AM

<b>General Fund (10)</b>				
<b>2700 Student Transportation Services</b>	<b><u>Elementary</u></b>	<b><u>Secondary</u></b>	<b><u>Federal</u></b>	<b><u>Total</u></b>
<b>100 <u>Personnel Services – Salaries</u></b>				
100 Personnel Services – Salaries				6,642,926.31
<b>Total Personnel Services – Salaries</b>				<b>\$6,642,926.31</b>
<b>200 <u>Personnel Services – Employee Benefits</u></b>				
210 Group Insurance – Contracted Provider				45,047.46
220 Social Security Contributions				507,154.96
230 PSERS Retirement Contributions				1,968,476.42
250 Unemployment Compensation				3,748.63
260 Workers' Compensation				59,045.86
270 Group Insurance – Self-Insurance				1,557,012.43
280 Other Post-Employment Benefits (OPEB)				32,875.00
<b>Total Personnel Services – Employee Benefits</b>				<b>\$4,173,360.76</b>
<b>300 <u>Purchased Professional and Technical Services</u></b>				
324 Professional Educational Services – Employee Training and Development Services				2,940.28
330 Other Professional Services				32,329.00
<b>Total Purchased Professional and Technical Services</b>				<b>\$35,269.28</b>
<b>400 <u>Purchased Property Services</u></b>				
430 Repairs and Maintenance Services				207,411.77
440 Rentals				11,214.03
490 Other Purchased Property Services				268,106.05
<b>Total Purchased Property Services</b>				<b>\$486,731.85</b>
<b>500 <u>Other Purchased Services</u></b>				
513 Contracted Carriers				1,268,385.00
515 Public Carriers				17,348.05
516 Student Transportation Services From the IU				333,591.32
522 Automotive Liability Insurance				108,834.00
524 Other Pupil Transportation Insurance				40,000.00
530 Communications				32,757.48
550 Printing and Binding				1,820.00
580 Travel				10,877.99
<b>Total Other Purchased Services</b>				<b>\$1,813,613.84</b>
<b>600 <u>Supplies</u></b>				
610 General Supplies				408,129.75
620 Energy				217,815.51
630 Food				1,254.42
650 Supplies & Fees – Technology Related				31,240.42
<b>Total Supplies</b>				<b>\$658,440.10</b>
<b>700 <u>Property</u></b>				
762 Capitalized Equipment - Replacement				130,671.25
<b>Total Property</b>				<b>\$130,671.25</b>
<b>800 <u>Other Objects</u></b>				

LEA : 123464502      Lower Merion SD

Printed 12/7/2017 9:21:10 AM

General Fund (10)

2700 Student Transportation Services	<u>Elementary</u>	<u>Secondary</u>	<u>Federal</u>	<u>Total</u>
800 <u>Other Objects</u>				
810 Dues and Fees				1,171.00
890 Miscellaneous Expenditures				664.55
Total Other Objects				\$1,835.55
Total 2700 Student Transportation Services				\$13,942,848.94

LEA : 123464502      Lower Merion SD

Printed 12/7/2017 9:21:10 AM

General Fund (10)				
2710 Supervision of Student Transportation Services				
	<u>Elementary</u>	<u>Secondary</u>	<u>Federal</u>	<u>Total</u>
100 <u>Personnel Services – Salaries</u>				
100 Personnel Services – Salaries				653,462.07
Total Personnel Services – Salaries				\$653,462.07
200 <u>Personnel Services – Employee Benefits</u>				
210 Group Insurance – Contracted Provider				5,191.56
220 Social Security Contributions				48,851.32
230 PSERS Retirement Contributions				195,615.90
250 Unemployment Compensation				432.02
260 Workers' Compensation				6,804.83
270 Group Insurance – Self-Insurance				162,782.88
Total Personnel Services – Employee Benefits				\$419,678.51
300 <u>Purchased Professional and Technical Services</u>				
324 Professional Educational Services – Employee Training and Development Services				2,342.50
Total Purchased Professional and Technical Services				\$2,342.50
400 <u>Purchased Property Services</u>				
440 Rentals				2,210.49
Total Purchased Property Services				\$2,210.49
500 <u>Other Purchased Services</u>				
530 Communications				327.27
550 Printing and Binding				1,820.00
580 Travel				6,373.55
Total Other Purchased Services				\$8,520.82
600 <u>Supplies</u>				
610 General Supplies				8,054.45
630 Food				84.42
650 Supplies & Fees – Technology Related				8,615.71
Total Supplies				\$16,754.58
800 <u>Other Objects</u>				
810 Dues and Fees				871.00
890 Miscellaneous Expenditures				664.55
Total Other Objects				\$1,535.55
Total 2710 Supervision of Student Transportation Services				\$1,104,504.52



LEA : 123464502      Lower Merion SD

Printed 12/7/2017 9:21:10 AM

General Fund (10)				
2711 Supervision of Student Transportation Services – Head of Component	<u>Elementary</u>	<u>Secondary</u>	<u>Federal</u>	<u>Total</u>
100 <u>Personnel Services – Salaries</u>				
100 Personnel Services – Salaries				178,409.33
Total Personnel Services – Salaries				\$178,409.33
200 <u>Personnel Services – Employee Benefits</u>				
210 Group Insurance – Contracted Provider				1,437.66
220 Social Security Contributions				12,776.08
230 PSERS Retirement Contributions				53,409.36
250 Unemployment Compensation				119.64
260 Workers' Compensation				1,884.41
270 Group Insurance – Self-Insurance				44,878.07
Total Personnel Services – Employee Benefits				\$114,505.22
300 <u>Purchased Professional and Technical Services</u>				
324 Professional Educational Services – Employee Training and Development Services				300.00
Total Purchased Professional and Technical Services				\$300.00
400 <u>Purchased Property Services</u>				
440 Rentals				298.48
Total Purchased Property Services				\$298.48
500 <u>Other Purchased Services</u>				
580 Travel				1,260.63
Total Other Purchased Services				\$1,260.63
600 <u>Supplies</u>				
610 General Supplies				5,131.53
650 Supplies & Fees – Technology Related				152.03
Total Supplies				\$5,283.56
800 <u>Other Objects</u>				
810 Dues and Fees				871.00
890 Miscellaneous Expenditures				87.95
Total Other Objects				\$958.95
Total 2711 Supervision of Student Transportation Services – Head of Component				\$301,016.17

LEA : 123464502      Lower Merion SD

Printed 12/7/2017 9:21:10 AM

General Fund (10)

2719 Supervision of Student Transportation Services – All Other Supervision	<u>Elementary</u>	<u>Secondary</u>	<u>Federal</u>	<u>Total</u>
100 <u>Personnel Services – Salaries</u>				
100 Personnel Services – Salaries				475,052.74
<b>Total Personnel Services – Salaries</b>				<b>\$475,052.74</b>
200 <u>Personnel Services – Employee Benefits</u>				
210 Group Insurance – Contracted Provider				3,753.90
220 Social Security Contributions				36,075.24
230 PSERS Retirement Contributions				142,206.54
250 Unemployment Compensation				312.38
260 Workers' Compensation				4,920.42
270 Group Insurance – Self-Insurance				117,904.81
<b>Total Personnel Services – Employee Benefits</b>				<b>\$305,173.29</b>
300 <u>Purchased Professional and Technical Services</u>				
324 Professional Educational Services – Employee Training and Development Services				2,042.50
<b>Total Purchased Professional and Technical Services</b>				<b>\$2,042.50</b>
400 <u>Purchased Property Services</u>				
440 Rentals				1,912.01
<b>Total Purchased Property Services</b>				<b>\$1,912.01</b>
500 <u>Other Purchased Services</u>				
530 Communications				327.27
550 Printing and Binding				1,820.00
580 Travel				5,112.92
<b>Total Other Purchased Services</b>				<b>\$7,260.19</b>
600 <u>Supplies</u>				
610 General Supplies				2,922.92
630 Food				84.42
650 Supplies & Fees – Technology Related				8,463.68
<b>Total Supplies</b>				<b>\$11,471.02</b>
800 <u>Other Objects</u>				
890 Miscellaneous Expenditures				576.60
<b>Total Other Objects</b>				<b>\$576.60</b>
<b>Total 2719 Supervision of Student Transportation Services – All Other Supervision</b>				<b>\$803,488.35</b>

LEA : 123464502      Lower Merion SD

Printed 12/7/2017 9:21:10 AM

<b>General Fund (10)</b>				
<b>2720 Vehicle Operation Services</b>				
	<u>Elementary</u>	<u>Secondary</u>	<u>Federal</u>	<u>Total</u>
<b>100 <u>Personnel Services – Salaries</u></b>				
100 Personnel Services – Salaries				4,390,050.71
<b>Total Personnel Services – Salaries</b>				<b>\$4,390,050.71</b>
<b>200 <u>Personnel Services – Employee Benefits</u></b>				
210 Group Insurance – Contracted Provider				28,854.42
220 Social Security Contributions				336,098.28
230 PSERS Retirement Contributions				1,298,667.83
250 Unemployment Compensation				2,401.13
260 Workers' Compensation				37,820.87
270 Group Insurance – Self-Insurance				1,015,443.45
280 Other Post-Employment Benefits (OPEB)				26,507.25
<b>Total Personnel Services – Employee Benefits</b>				<b>\$2,745,793.23</b>
<b>300 <u>Purchased Professional and Technical Services</u></b>				
324 Professional Educational Services – Employee Training and Development Services				108.67
330 Other Professional Services				9,340.23
<b>Total Purchased Professional and Technical Services</b>				<b>\$9,448.90</b>
<b>400 <u>Purchased Property Services</u></b>				
490 Other Purchased Property Services				216,175.04
<b>Total Purchased Property Services</b>				<b>\$216,175.04</b>
<b>500 <u>Other Purchased Services</u></b>				
513 Contracted Carriers				1,022,704.17
515 Public Carriers				13,987.81
516 Student Transportation Services From the IU				268,976.09
522 Automotive Liability Insurance				87,753.31
524 Other Pupil Transportation Insurance				32,252.17
530 Communications				21,885.28
580 Travel				3,423.49
<b>Total Other Purchased Services</b>				<b>\$1,450,982.32</b>
<b>600 <u>Supplies</u></b>				
610 General Supplies				100,295.37
620 Energy				135,276.79
<b>Total Supplies</b>				<b>\$235,572.16</b>
<b>700 <u>Property</u></b>				
762 Capitalized Equipment - Replacement				94,236.00
<b>Total Property</b>				<b>\$94,236.00</b>
<b>Total 2720 Vehicle Operation Services</b>				<b>\$9,142,258.36</b>

LEA : 123464502      Lower Merion SD

Printed 12/7/2017 9:21:10 AM

General Fund (10)

2730 Monitoring Services

Elementary                      Secondary                      Federal                      Total

600 <u>Supplies</u>				
610 General Supplies				207.96
650 Supplies & Fees – Technology Related				3,750.00
Total Supplies				\$3,957.96
Total 2730 Monitoring Services				\$3,957.96

LEA : 123464502      Lower Merion SD

Printed 12/7/2017 9:21:10 AM

General Fund (10)				
2740 Vehicle Servicing and Maintenance Services	<u>Elementary</u>	<u>Secondary</u>	<u>Federal</u>	<u>Total</u>
100 <u>Personnel Services – Salaries</u>				
100 Personnel Services – Salaries				522,529.07
Total Personnel Services – Salaries				\$522,529.07
200 <u>Personnel Services – Employee Benefits</u>				
210 Group Insurance – Contracted Provider				3,790.44
220 Social Security Contributions				39,801.17
230 PSERS Retirement Contributions				155,706.41
250 Unemployment Compensation				315.42
260 Workers' Compensation				4,968.31
270 Group Insurance – Self-Insurance				125,723.78
Total Personnel Services – Employee Benefits				\$330,305.53
300 <u>Purchased Professional and Technical Services</u>				
324 Professional Educational Services – Employee Training and Development Services				114.00
Total Purchased Professional and Technical Services				\$114.00
400 <u>Purchased Property Services</u>				
430 Repairs and Maintenance Services				206,936.77
440 Rentals				8,073.54
Total Purchased Property Services				\$215,010.31
600 <u>Supplies</u>				
610 General Supplies				273,551.30
620 Energy				4,370.15
650 Supplies & Fees – Technology Related				15,951.79
Total Supplies				\$293,873.24
700 <u>Property</u>				
762 Capitalized Equipment - Replacement				13,797.25
Total Property				\$13,797.25
Total 2740 Vehicle Servicing and Maintenance Services				\$1,375,629.40

LEA : 123464502      Lower Merion SD

Printed 12/7/2017 9:21:10 AM

<b>General Fund (10)</b>				
<b>2750 Nonpublic Transportation</b>	<b><u>Elementary</u></b>	<b><u>Secondary</u></b>	<b><u>Federal</u></b>	<b><u>Total</u></b>
<b>100 <u>Personnel Services – Salaries</u></b>				
100 Personnel Services – Salaries				1,054,607.32
<b>Total Personnel Services – Salaries</b>				<b>\$1,054,607.32</b>
<b>200 <u>Personnel Services – Employee Benefits</u></b>				
210 Group Insurance – Contracted Provider				6,931.60
220 Social Security Contributions				80,739.77
230 PSERS Retirement Contributions				311,974.67
250 Unemployment Compensation				576.81
260 Workers' Compensation				9,085.58
270 Group Insurance – Self-Insurance				243,936.61
280 Other Post-Employment Benefits (OPEB)				6,367.75
<b>Total Personnel Services – Employee Benefits</b>				<b>\$659,612.79</b>
<b>300 <u>Purchased Professional and Technical Services</u></b>				
324 Professional Educational Services – Employee Training and Development Services				26.11
330 Other Professional Services				2,243.77
<b>Total Purchased Professional and Technical Services</b>				<b>\$2,269.88</b>
<b>400 <u>Purchased Property Services</u></b>				
490 Other Purchased Property Services				51,931.01
<b>Total Purchased Property Services</b>				<b>\$51,931.01</b>
<b>500 <u>Other Purchased Services</u></b>				
513 Contracted Carriers				245,680.83
515 Public Carriers				3,360.24
516 Student Transportation Services From the IU				64,615.23
522 Automotive Liability Insurance				21,080.69
524 Other Pupil Transportation Insurance				7,747.83
530 Communications				5,257.43
580 Travel				822.41
<b>Total Other Purchased Services</b>				<b>\$348,564.66</b>
<b>600 <u>Supplies</u></b>				
610 General Supplies				24,093.62
620 Energy				32,497.10
<b>Total Supplies</b>				<b>\$56,590.72</b>
<b>700 <u>Property</u></b>				
762 Capitalized Equipment - Replacement				22,638.00
<b>Total Property</b>				<b>\$22,638.00</b>
<b>Total 2750 Nonpublic Transportation</b>				<b>\$2,196,214.38</b>

LEA : 123464502      Lower Merion SD

Printed 12/7/2017 9:21:10 AM

<b>General Fund (10)</b>				
<b>2790 Other Student Transportation Services</b>	<b><u>Elementary</u></b>	<b><u>Secondary</u></b>	<b><u>Federal</u></b>	<b><u>Total</u></b>
<b>100 <u>Personnel Services – Salaries</u></b>				
100 Personnel Services – Salaries				22,277.14
<b>Total Personnel Services – Salaries</b>				<b>\$22,277.14</b>
<b>200 <u>Personnel Services – Employee Benefits</u></b>				
210 Group Insurance – Contracted Provider				279.44
220 Social Security Contributions				1,664.42
230 PSERS Retirement Contributions				6,511.61
250 Unemployment Compensation				23.25
260 Workers' Compensation				366.27
270 Group Insurance – Self-Insurance				9,125.71
<b>Total Personnel Services – Employee Benefits</b>				<b>\$17,970.70</b>
<b>300 <u>Purchased Professional and Technical Services</u></b>				
324 Professional Educational Services – Employee Training and Development Services				349.00
330 Other Professional Services				20,745.00
<b>Total Purchased Professional and Technical Services</b>				<b>\$21,094.00</b>
<b>400 <u>Purchased Property Services</u></b>				
430 Repairs and Maintenance Services				475.00
440 Rentals				930.00
<b>Total Purchased Property Services</b>				<b>\$1,405.00</b>
<b>500 <u>Other Purchased Services</u></b>				
530 Communications				5,287.50
580 Travel				258.54
<b>Total Other Purchased Services</b>				<b>\$5,546.04</b>
<b>600 <u>Supplies</u></b>				
610 General Supplies				1,927.05
620 Energy				45,671.47
630 Food				1,170.00
650 Supplies & Fees – Technology Related				2,922.92
<b>Total Supplies</b>				<b>\$51,691.44</b>
<b>800 <u>Other Objects</u></b>				
810 Dues and Fees				300.00
<b>Total Other Objects</b>				<b>\$300.00</b>
<b>Total 2790 Other Student Transportation Services</b>				<b>\$120,284.32</b>

LEA : 123464502      Lower Merion SD

Printed 12/7/2017 9:21:10 AM

<b>General Fund (10)</b>				
<b>2800 Support Services – Central</b>	<b><u>Elementary</u></b>	<b><u>Secondary</u></b>	<b><u>Federal</u></b>	<b><u>Total</u></b>
<b>100 <u>Personnel Services – Salaries</u></b>				
100 Personnel Services – Salaries				2,568,150.62
<b>Total Personnel Services – Salaries</b>				<b>\$2,568,150.62</b>
<b>200 <u>Personnel Services – Employee Benefits</u></b>				
210 Group Insurance – Contracted Provider				18,948.35
220 Social Security Contributions				189,922.87
230 PSERS Retirement Contributions				745,952.97
240 Tuition Reimbursement				69,201.63
250 Unemployment Compensation				1,576.79
260 Workers' Compensation				24,836.51
270 Group Insurance – Self-Insurance				613,268.76
<b>Total Personnel Services – Employee Benefits</b>				<b>\$1,663,707.88</b>
<b>300 <u>Purchased Professional and Technical Services</u></b>				
324 Professional Educational Services – Employee Training and Development Services				30,917.76
329 Professional Educational Services – Other				8,900.00
330 Other Professional Services				69,990.01
340 Technical Services				91,576.59
<b>Total Purchased Professional and Technical Services</b>				<b>\$201,384.36</b>
<b>400 <u>Purchased Property Services</u></b>				
430 Repairs and Maintenance Services				311,307.05
440 Rentals				2,196.08
<b>Total Purchased Property Services</b>				<b>\$313,503.13</b>
<b>500 <u>Other Purchased Services</u></b>				
520 Insurance – General				21,754.53
530 Communications				127,643.91
549 Other Advertising/Public Relations				5,120.76
580 Travel				13,874.94
<b>Total Other Purchased Services</b>				<b>\$168,394.14</b>
<b>600 <u>Supplies</u></b>				
610 General Supplies				63,196.68
630 Food				2,739.60
640 Books and Periodicals				1,655.82
650 Supplies & Fees – Technology Related				1,043,320.03
<b>Total Supplies</b>				<b>\$1,110,912.13</b>
<b>700 <u>Property</u></b>				
756 Capitalized Technology Hardware and Equipment – Original				159,196.92
768 Capitalized Technology Software - Replacement				74,768.40
<b>Total Property</b>				<b>\$233,965.32</b>
<b>800 <u>Other Objects</u></b>				
810 Dues and Fees				690.44
890 Miscellaneous Expenditures				125.00



LEA : 123464502     Lower Merion SD

Printed 12/7/2017 9:21:10 AM

General Fund (10)

2800 Support Services – Central

	<u>Elementary</u>	<u>Secondary</u>	<u>Federal</u>	<u>Total</u>
Total Other Objects				\$815.44
Total 2800 Support Services – Central				\$6,260,833.02

LEA : 123464502      Lower Merion SD

Printed 12/7/2017 9:21:10 AM

General Fund (10)				
2810 Planning, Research, Development and Evaluation Services	<u>Elementary</u>	<u>Secondary</u>	<u>Federal</u>	<u>Total</u>
100 <u>Personnel Services – Salaries</u>				
100 Personnel Services – Salaries				154,450.87
Total Personnel Services – Salaries				\$154,450.87
200 <u>Personnel Services – Employee Benefits</u>				
210 Group Insurance – Contracted Provider				1,004.53
220 Social Security Contributions				11,749.66
230 PSERS Retirement Contributions				46,487.01
250 Unemployment Compensation				83.59
260 Workers' Compensation				1,316.70
270 Group Insurance – Self-Insurance				31,168.35
Total Personnel Services – Employee Benefits				\$91,809.84
300 <u>Purchased Professional and Technical Services</u>				
324 Professional Educational Services – Employee Training and Development Services				2,560.00
329 Professional Educational Services – Other				8,900.00
340 Technical Services				46,717.04
Total Purchased Professional and Technical Services				\$58,177.04
400 <u>Purchased Property Services</u>				
430 Repairs and Maintenance Services				2,268.00
Total Purchased Property Services				\$2,268.00
500 <u>Other Purchased Services</u>				
520 Insurance – General				(109,917.99)
580 Travel				3,214.36
Total Other Purchased Services				(\$106,703.63)
600 <u>Supplies</u>				
610 General Supplies				(955.22)
630 Food				309.80
640 Books and Periodicals				435.27
650 Supplies & Fees – Technology Related				222,897.62
Total Supplies				\$222,687.47
800 <u>Other Objects</u>				
810 Dues and Fees				982.24
Total Other Objects				\$982.24
Total 2810 Planning, Research, Development and Evaluation Services				\$423,671.83

LEA : 123464502     Lower Merion SD

Printed 12/7/2017 9:21:10 AM

General Fund (10)

2830 Staff Services

	<u>Elementary</u>	<u>Secondary</u>	<u>Federal</u>	<u>Total</u>
<b>100 <u>Personnel Services – Salaries</u></b>				
100 Personnel Services – Salaries				659,019.11
<b>Total Personnel Services – Salaries</b>				<b>\$659,019.11</b>
<b>200 <u>Personnel Services – Employee Benefits</u></b>				
210 Group Insurance – Contracted Provider				4,185.58
220 Social Security Contributions				48,877.78
230 PSERS Retirement Contributions				176,339.26
240 Tuition Reimbursement				69,201.63
250 Unemployment Compensation				348.30
260 Workers' Compensation				5,486.23
270 Group Insurance – Self-Insurance				147,234.72
<b>Total Personnel Services – Employee Benefits</b>				<b>\$451,673.50</b>
<b>300 <u>Purchased Professional and Technical Services</u></b>				
324 Professional Educational Services – Employee Training and Development Services				2,038.99
330 Other Professional Services				69,990.01
<b>Total Purchased Professional and Technical Services</b>				<b>\$72,029.00</b>
<b>400 <u>Purchased Property Services</u></b>				
440 Rentals				826.82
<b>Total Purchased Property Services</b>				<b>\$826.82</b>
<b>500 <u>Other Purchased Services</u></b>				
530 Communications				1,203.15
549 Other Advertising/Public Relations				5,120.76
580 Travel				374.99
<b>Total Other Purchased Services</b>				<b>\$6,698.90</b>
<b>600 <u>Supplies</u></b>				
610 General Supplies				9,638.56
630 Food				2,352.90
640 Books and Periodicals				29.35
650 Supplies & Fees – Technology Related				122,872.43
<b>Total Supplies</b>				<b>\$134,893.24</b>
<b>800 <u>Other Objects</u></b>				
810 Dues and Fees				(626.80)
890 Miscellaneous Expenditures				125.00
<b>Total Other Objects</b>				<b>(\$501.80)</b>
<b>Total 2830 Staff Services</b>				<b>\$1,324,638.77</b>

LEA : 123464502      Lower Merion SD

Printed 12/7/2017 9:21:10 AM

General Fund (10)				
2831 Supervision of Staff Services	<u>Elementary</u>	<u>Secondary</u>	<u>Federal</u>	<u>Total</u>
100 <u>Personnel Services – Salaries</u>				
100 Personnel Services – Salaries				245,508.94
Total Personnel Services – Salaries				\$245,508.94
200 <u>Personnel Services – Employee Benefits</u>				
210 Group Insurance – Contracted Provider				1,409.01
220 Social Security Contributions				15,005.65
230 PSERS Retirement Contributions				52,210.96
250 Unemployment Compensation				117.25
260 Workers' Compensation				1,846.85
270 Group Insurance – Self-Insurance				43,860.92
Total Personnel Services – Employee Benefits				\$114,450.64
300 <u>Purchased Professional and Technical Services</u>				
324 Professional Educational Services – Employee Training and Development Services				1,355.75
Total Purchased Professional and Technical Services				\$1,355.75
500 <u>Other Purchased Services</u>				
580 Travel				208.84
Total Other Purchased Services				\$208.84
Total 2831 Supervision of Staff Services				\$361,524.17

LEA : 123464502      Lower Merion SD

Printed 12/7/2017 9:21:10 AM

General Fund (10)				
2832 Recruitment and Placement Services	<u>Elementary</u>	<u>Secondary</u>	<u>Federal</u>	<u>Total</u>
100 <u>Personnel Services – Salaries</u>				
100 Personnel Services – Salaries				413,510.17
Total Personnel Services – Salaries				\$413,510.17
200 <u>Personnel Services – Employee Benefits</u>				
210 Group Insurance – Contracted Provider				2,776.57
220 Social Security Contributions				33,085.34
230 PSERS Retirement Contributions				124,128.30
250 Unemployment Compensation				231.05
260 Workers' Compensation				3,639.38
270 Group Insurance – Self-Insurance				103,373.80
Total Personnel Services – Employee Benefits				\$267,234.44
300 <u>Purchased Professional and Technical Services</u>				
324 Professional Educational Services – Employee Training and Development Services				683.24
330 Other Professional Services				69,990.01
Total Purchased Professional and Technical Services				\$70,673.25
400 <u>Purchased Property Services</u>				
440 Rentals				826.82
Total Purchased Property Services				\$826.82
500 <u>Other Purchased Services</u>				
530 Communications				1,203.15
549 Other Advertising/Public Relations				5,120.76
580 Travel				166.15
Total Other Purchased Services				\$6,490.06
600 <u>Supplies</u>				
610 General Supplies				9,638.56
630 Food				2,352.90
640 Books and Periodicals				29.35
650 Supplies & Fees – Technology Related				122,872.43
Total Supplies				\$134,893.24
800 <u>Other Objects</u>				
810 Dues and Fees				(626.80)
890 Miscellaneous Expenditures				125.00
Total Other Objects				(\$501.80)
Total 2832 Recruitment and Placement Services				\$893,126.18

LEA : 123464502     Lower Merion SD

Printed 12/7/2017 9:21:10 AM

General Fund (10)

2834 Staff Development Services – Non-Instructional, Certified Staff Only

Elementary

Secondary

Federal

Total

200 Personnel Services – Employee Benefits

220 Social Security Contributions

786.79

240 Tuition Reimbursement

51,293.63

Total Personnel Services – Employee Benefits				\$52,080.42
Total 2834 Staff Development Services – Non-Instructional, Certified Staff Only				\$52,080.42

LEA : 123464502     Lower Merion SD

Printed 12/7/2017 9:21:10 AM

General Fund (10)

2836 Staff Development Services – Non-Instructional, Non-Certified Staff Only	<u>Elementary</u>	<u>Secondary</u>	<u>Federal</u>	<u>Total</u>
200 <u>Personnel Services – Employee Benefits</u>				
240 Tuition Reimbursement				17,908.00
Total Personnel Services – Employee Benefits				\$17,908.00
Total 2836 Staff Development Services – Non-Instructional, Non-Certified Staff Only				\$17,908.00

LEA : 123464502      Lower Merion SD

Printed 12/7/2017 9:21:10 AM

General Fund (10)				
2840 Data Processing Services				
	<u>Elementary</u>	<u>Secondary</u>	<u>Federal</u>	<u>Total</u>
100 <u>Personnel Services – Salaries</u>				
100 Personnel Services – Salaries				1,754,680.64
Total Personnel Services – Salaries				\$1,754,680.64
200 <u>Personnel Services – Employee Benefits</u>				
210 Group Insurance – Contracted Provider				13,758.24
220 Social Security Contributions				129,295.43
230 PSERS Retirement Contributions				523,126.70
250 Unemployment Compensation				1,144.90
260 Workers' Compensation				18,033.58
270 Group Insurance – Self-Insurance				434,865.69
Total Personnel Services – Employee Benefits				\$1,120,224.54
300 <u>Purchased Professional and Technical Services</u>				
324 Professional Educational Services – Employee Training and Development Services				26,318.77
340 Technical Services				44,859.55
Total Purchased Professional and Technical Services				\$71,178.32
400 <u>Purchased Property Services</u>				
430 Repairs and Maintenance Services				307,422.05
440 Rentals				1,369.26
Total Purchased Property Services				\$308,791.31
500 <u>Other Purchased Services</u>				
520 Insurance – General				131,672.52
530 Communications				126,440.76
580 Travel				10,285.59
Total Other Purchased Services				\$268,398.87
600 <u>Supplies</u>				
610 General Supplies				54,513.34
630 Food				76.90
640 Books and Periodicals				1,191.20
650 Supplies & Fees – Technology Related				697,549.98
Total Supplies				\$753,331.42
700 <u>Property</u>				
756 Capitalized Technology Hardware and Equipment – Original				159,196.92
768 Capitalized Technology Software - Replacement				74,768.40
Total Property				\$233,965.32
800 <u>Other Objects</u>				
810 Dues and Fees				335.00
Total Other Objects				\$335.00
Total 2840 Data Processing Services				\$4,510,905.42



LEA : 123464502    Lower Merion SD

Printed 12/7/2017 9:21:10 AM

General Fund (10)

2890 Other Support Services Central	<u>Elementary</u>	<u>Secondary</u>	<u>Federal</u>	<u>Total</u>
400 <u>Purchased Property Services</u>				
430 Repairs and Maintenance Services				1,617.00
Total Purchased Property Services				\$1,617.00
Total 2890 Other Support Services Central				\$1,617.00

LEA : 123464502     Lower Merion SD

Printed 12/7/2017 9:21:10 AM

General Fund (10)

2900 Other Support Services	<u>Elementary</u>	<u>Secondary</u>	<u>Federal</u>	<u>Total</u>
100 <u>Personnel Services – Salaries</u>				
100 Personnel Services – Salaries				368,240.10
Total Personnel Services – Salaries				\$368,240.10
200 <u>Personnel Services – Employee Benefits</u>				
220 Social Security Contributions				28,085.29
230 PSERS Retirement Contributions				92,784.07
270 Group Insurance – Self-Insurance				250.00
280 Other Post-Employment Benefits (OPEB)				2,150.00
Total Personnel Services – Employee Benefits				\$123,269.36
500 <u>Other Purchased Services</u>				
595 IU Payments By Withholding				127,787.33
596 Direct Payments To Intermediate Units				9,185.00
Total Other Purchased Services				\$136,972.33
Total 2900 Other Support Services				\$628,481.79

LEA : 123464502     Lower Merion SD

Printed 12/7/2017 9:21:10 AM

General Fund (10)

2910 Support Services Not Listed Elsewhere In the 2000 Series

	<u>Elementary</u>	<u>Secondary</u>	<u>Federal</u>	<u>Total</u>
<b>100 <u>Personnel Services – Salaries</u></b>				
100 Personnel Services – Salaries				368,240.10
<b>Total Personnel Services – Salaries</b>				<b>\$368,240.10</b>
<b>200 <u>Personnel Services – Employee Benefits</u></b>				
220 Social Security Contributions				28,085.29
230 PSERS Retirement Contributions				92,784.07
270 Group Insurance – Self-Insurance				250.00
280 Other Post-Employment Benefits (OPEB)				2,150.00
<b>Total Personnel Services – Employee Benefits</b>				<b>\$123,269.36</b>
<b>500 <u>Other Purchased Services</u></b>				
595 IU Payments By Withholding				127,787.33
596 Direct Payments To Intermediate Units				9,185.00
<b>Total Other Purchased Services</b>				<b>\$136,972.33</b>
<b>Total 2910 Support Services Not Listed Elsewhere In the 2000 Series</b>				<b>\$628,481.79</b>

LEA : 123464502      Lower Merion SD

Printed 12/7/2017 9:21:15 AM

<b>General Fund (10)</b>	
<b>3000 Operation of Non-Instructional Services</b>	<b><u>Total</u></b>
<b>100 <u>Personnel Services – Salaries</u></b>	
100 Personnel Services – Salaries	2,979,818.99
<b>Total Personnel Services – Salaries</b>	<b>\$2,979,818.99</b>
<b>200 <u>Personnel Services – Employee Benefits</u></b>	
210 Group Insurance – Contracted Provider	3,066.58
220 Social Security Contributions	220,752.01
230 PSERS Retirement Contributions	803,684.46
250 Unemployment Compensation	255.19
260 Workers’ Compensation	4,019.51
270 Group Insurance – Self-Insurance	105,097.97
<b>Total Personnel Services – Employee Benefits</b>	<b>\$1,136,875.72</b>
<b>300 <u>Purchased Professional and Technical Services</u></b>	
330 Other Professional Services	494,609.92
<b>Total Purchased Professional and Technical Services</b>	<b>\$494,609.92</b>
<b>400 <u>Purchased Property Services</u></b>	
430 Repairs and Maintenance Services	32,870.68
440 Rentals	78,779.15
450 Construction Services	6,962.31
<b>Total Purchased Property Services</b>	<b>\$118,612.14</b>
<b>500 <u>Other Purchased Services</u></b>	
510 Student Transportation Services	172,926.40
520 Insurance – General	21,661.00
580 Travel	15,504.02
<b>Total Other Purchased Services</b>	<b>\$210,091.42</b>
<b>600 <u>Supplies</u></b>	
610 General Supplies	205,641.23
630 Food	493.00
650 Supplies & Fees – Technology Related	8,223.34
<b>Total Supplies</b>	<b>\$214,357.57</b>
<b>700 <u>Property</u></b>	
762 Capitalized Equipment - Replacement	5,510.00
<b>Total Property</b>	<b>\$5,510.00</b>
<b>800 <u>Other Objects</u></b>	
810 Dues and Fees	55,880.46
<b>Total Other Objects</b>	<b>\$55,880.46</b>
<b>Total 3000 Operation of Non-Instructional Services</b>	<b>\$5,215,756.22</b>

LEA : 123464502      Lower Merion SD

Printed 12/7/2017 9:21:15 AM

General Fund (10)				
3200 Student Activities				
	<u>Elementary</u>	<u>Secondary</u>	<u>Federal</u>	<u>Total</u>
100 <u>Personnel Services – Salaries</u>				
100 Personnel Services – Salaries				2,979,818.99
Total Personnel Services – Salaries				\$2,979,818.99
200 <u>Personnel Services – Employee Benefits</u>				
210 Group Insurance – Contracted Provider				3,066.58
220 Social Security Contributions				220,752.01
230 PSERS Retirement Contributions				803,684.46
250 Unemployment Compensation				255.19
260 Workers' Compensation				4,019.51
270 Group Insurance – Self-Insurance				105,097.97
Total Personnel Services – Employee Benefits				\$1,136,875.72
300 <u>Purchased Professional and Technical Services</u>				
330 Other Professional Services				288,941.43
Total Purchased Professional and Technical Services				\$288,941.43
400 <u>Purchased Property Services</u>				
430 Repairs and Maintenance Services				31,394.14
440 Rentals				78,779.15
450 Construction Services				6,962.31
Total Purchased Property Services				\$117,135.60
500 <u>Other Purchased Services</u>				
510 Student Transportation Services				172,926.40
520 Insurance – General				21,661.00
580 Travel				15,504.02
Total Other Purchased Services				\$210,091.42
600 <u>Supplies</u>				
610 General Supplies				203,740.76
630 Food				300.00
650 Supplies & Fees – Technology Related				8,223.34
Total Supplies				\$212,264.10
700 <u>Property</u>				
762 Capitalized Equipment - Replacement				5,510.00
Total Property				\$5,510.00
800 <u>Other Objects</u>				
810 Dues and Fees				55,880.46
Total Other Objects				\$55,880.46
Total 3200 Student Activities				\$5,006,517.72

LEA : 123464502     Lower Merion SD

Printed 12/7/2017 9:21:15 AM

General Fund (10)

3300 Community Services	<u>Elementary</u>	<u>Secondary</u>	<u>Federal</u>	<u>Total</u>
300 <u>Purchased Professional and Technical Services</u>				
330 Other Professional Services				205,668.49
Total Purchased Professional and Technical Services				\$205,668.49
400 <u>Purchased Property Services</u>				
430 Repairs and Maintenance Services				1,476.54
Total Purchased Property Services				\$1,476.54
600 <u>Supplies</u>				
610 General Supplies				1,900.47
630 Food			193.00	193.00
Total Supplies			\$193.00	\$2,093.47
Total 3300 Community Services			\$193.00	\$209,238.50

LEA : 123464502      Lower Merion SD

Printed 12/7/2017 9:21:18 AM

General Fund (10)

5000 Other Expenditures and Financing Uses

Total

800 <u>Other Objects</u>	
830 Interest	9,604,275.74
<b>Total Other Objects</b>	<b>\$9,604,275.74</b>
900 <u>Other Uses of Funds</u>	
910 Redemption of Principal	15,270,000.00
930 Fund Transfers	43,000.00
932 Capital Reserve Fund Transfers Applicable To Fund 32	4,945,533.02
<b>Total Other Uses of Funds</b>	<b>\$20,258,533.02</b>
<b>Total 5000 Other Expenditures and Financing Uses</b>	<b>\$29,862,808.76</b>

LEA : 123464502     Lower Merion SD

Printed 12/7/2017 9:21:18 AM

General Fund (10)

5100 Debt Service / Other Expenditures and Financing Uses	<u>Elementary</u>	<u>Secondary</u>	<u>Federal</u>	<u>Total</u>
800 <u>Other Objects</u>				
830 Interest				9,604,275.74
Total Other Objects				\$9,604,275.74
900 <u>Other Uses of Funds</u>				
910 Redemption of Principal				15,270,000.00
Total Other Uses of Funds				\$15,270,000.00
Total 5100 Debt Service / Other Expenditures and Financing Uses				\$24,874,275.74



LEA : 123464502    Lower Merion SD

Printed 12/7/2017 9:21:18 AM

General Fund (10)

5110 Debt Service	<u>Elementary</u>	<u>Secondary</u>	<u>Federal</u>	<u>Total</u>
800 <u>Other Objects</u>				
830 Interest				9,604,275.74
Total Other Objects				\$9,604,275.74
900 <u>Other Uses of Funds</u>				
910 Redemption of Principal				15,270,000.00
Total Other Uses of Funds				\$15,270,000.00
Total 5110 Debt Service				\$24,874,275.74

LEA : 123464502      Lower Merion SD

Printed 12/7/2017 9:21:18 AM

General Fund (10)

5200 Interfund Transfers – Out	<u>Elementary</u>	<u>Secondary</u>	<u>Federal</u>	<u>Total</u>
900 <u>Other Uses of Funds</u>				
930 Fund Transfers				43,000.00
932 Capital Reserve Fund Transfers Applicable To Fund 32				4,945,533.02
Total Other Uses of Funds				\$4,988,533.02
Total 5200 Interfund Transfers – Out				\$4,988,533.02

LEA : 123464502     Lower Merion SD

Printed 12/7/2017 9:21:18 AM

General Fund (10)

5230 Capital Projects Fund Transfers	<u>Elementary</u>	<u>Secondary</u>	<u>Federal</u>	<u>Total</u>
900 <u>Other Uses of Funds</u>				
932 Capital Reserve Fund Transfers Applicable To Fund 32				4,945,533.02
Total Other Uses of Funds				\$4,945,533.02
Total 5230 Capital Projects Fund Transfers				\$4,945,533.02

LEA : 123464502     Lower Merion SD

Printed 12/7/2017 9:21:18 AM

General Fund (10)

5280 Activity Fund Transfers	<u>Elementary</u>	<u>Secondary</u>	<u>Federal</u>	<u>Total</u>
900 <u>Other Uses of Funds</u>				
930 Fund Transfers				43,000.00
Total Other Uses of Funds				\$43,000.00
Total 5280 Activity Fund Transfers				\$43,000.00

LEA : 123464502      Lower Merion SD

Printed 12/7/2017 9:21:13 AM

Capital Reserve Fund - § 1431 (32)

2000 Support Services

Total

400 Purchased Property Services

430 Repairs and Maintenance Services	1,039,847.28
450 Construction Services	90,559.64

<b>Total Purchased Property Services</b>	<b>\$1,130,406.92</b>
--	-----------------------

700 Property

752 Capital Equipment – Original and Additional	12,970.00
756 Capitalized Technology Hardware and Equipment – Original	11,141.39
758 Capitalized Technology Software - Original	27,556.00
762 Capitalized Equipment - Replacement	1,767,995.60

<b>Total Property</b>	<b>\$1,819,662.99</b>
-----------------------	-----------------------

<b>Total 2000 Support Services</b>	<b>\$2,950,069.91</b>
------------------------------------	-----------------------

LEA : 123464502     Lower Merion SD

Printed 12/7/2017 9:21:13 AM

Capital Reserve Fund - § 1431 (32)

2600 Operation and Maintenance of Plant Services

Elementary                      Secondary                      Federal                      Total

400 <u>Purchased Property Services</u>				
430 Repairs and Maintenance Services				1,039,847.28
450 Construction Services				90,559.64
<b>Total Purchased Property Services</b>				<b>\$1,130,406.92</b>
700 <u>Property</u>				
752 Capital Equipment – Original and Additional				12,970.00
762 Capitalized Equipment - Replacement				215,814.60
<b>Total Property</b>				<b>\$228,784.60</b>
<b>Total 2600 Operation and Maintenance of Plant Services</b>				<b>\$1,359,191.52</b>

LEA : 123464502     Lower Merion SD

Printed 12/7/2017 9:21:13 AM

Capital Reserve Fund - § 1431 (32)

2620 Operation of Buildings Services

Elementary                      Secondary                      Federal                      Total

400 <u>Purchased Property Services</u>				
430 Repairs and Maintenance Services				1,039,847.28
450 Construction Services				90,559.64
<b>Total Purchased Property Services</b>				<b>\$1,130,406.92</b>
700 <u>Property</u>				
752 Capital Equipment – Original and Additional				12,970.00
762 Capitalized Equipment - Replacement				215,814.60
<b>Total Property</b>				<b>\$228,784.60</b>
<b>Total 2620 Operation of Buildings Services</b>				<b>\$1,359,191.52</b>

LEA : 123464502     Lower Merion SD

Printed 12/7/2017 9:21:13 AM

Capital Reserve Fund - § 1431 (32)

2700 Student Transportation Services	<u>Elementary</u>	<u>Secondary</u>	<u>Federal</u>	<u>Total</u>
700 <u>Property</u>				
762 Capitalized Equipment - Replacement				1,552,181.00
Total Property				\$1,552,181.00
Total 2700 Student Transportation Services				\$1,552,181.00



LEA : 123464502    Lower Merion SD

Printed 12/7/2017 9:21:13 AM

Capital Reserve Fund - § 1431 (32)

2720 Vehicle Operation Services

<u>Elementary</u>	<u>Secondary</u>	<u>Federal</u>	<u>Total</u>
-------------------	------------------	----------------	--------------

700 Property

762 Capitalized Equipment - Replacement			1,552,181.00
---	--	--	--------------

<b>Total Property</b>			<b>\$1,552,181.00</b>
-----------------------	--	--	-----------------------

<b>Total 2720 Vehicle Operation Services</b>			<b>\$1,552,181.00</b>
--	--	--	-----------------------

LEA : 123464502     Lower Merion SD

Printed 12/7/2017 9:21:13 AM

Capital Reserve Fund - § 1431 (32)

2800 Support Services – Central

Elementary                      Secondary                      Federal                      Total

700 <u>Property</u>				
756 Capitalized Technology Hardware and Equipment – Original				11,141.39
758 Capitalized Technology Software - Original				27,556.00
<b>Total Property</b>				<b>\$38,697.39</b>
<b>Total 2800 Support Services – Central</b>				<b>\$38,697.39</b>

LEA : 123464502     Lower Merion SD

Printed 12/7/2017 9:21:13 AM

Capital Reserve Fund - § 1431 (32)

2810 Planning, Research, Development and Evaluation Services

Elementary

Secondary

Federal

Total

700 Property

758 Capitalized Technology Software - Original

27,556.00

<b>Total Property</b>				<b>\$27,556.00</b>
<b>Total 2810 Planning, Research, Development and Evaluation Services</b>				<b>\$27,556.00</b>

LEA : 123464502     Lower Merion SD

Printed 12/7/2017 9:21:13 AM

Capital Reserve Fund - § 1431 (32)

2840 Data Processing Services

<u>Elementary</u>	<u>Secondary</u>	<u>Federal</u>	<u>Total</u>
-------------------	------------------	----------------	--------------

700 Property

756 Capitalized Technology Hardware and Equipment – Original			11,141.39
--	--	--	-----------

<b>Total Property</b>			<b>\$11,141.39</b>
-----------------------	--	--	--------------------

<b>Total 2840 Data Processing Services</b>			<b>\$11,141.39</b>
--	--	--	--------------------

LEA : 123464502      Lower Merion SD

Printed 12/7/2017 9:21:16 AM

Capital Reserve Fund - § 1431 (32)

4000 Facilities Acquisition, Construction and Improvement Services

Total

300 Purchased Professional and Technical Services

330 Other Professional Services	130,434.86
---------------------------------	------------

Total Purchased Professional and Technical Services	\$130,434.86
---	--------------

400 Purchased Property Services

450 Construction Services	1,471,919.06
---------------------------	--------------

Total Purchased Property Services	\$1,471,919.06
-----------------------------------	----------------

Total 4000 Facilities Acquisition, Construction and Improvement Services	\$1,602,353.92
--	----------------

LEA : 123464502     Lower Merion SD

Printed 12/7/2017 9:21:16 AM

Capital Reserve Fund - § 1431 (32)

4400 Architecture and Engineering Services / Educational Specifications – Improvements

Elementary

Secondary

Federal

Total

300 Purchased Professional and Technical Services

330 Other Professional Services

89,788.86

**Total Purchased Professional and Technical Services**

**\$89,788.86**

**Total 4400 Architecture and Engineering Services / Educational Specifications – Improvements**

**\$89,788.86**

LEA : 123464502     Lower Merion SD

Printed 12/7/2017 9:21:16 AM

Capital Reserve Fund - § 1431 (32)

4600 Existing Building Improvement Services

<u>Elementary</u>	<u>Secondary</u>	<u>Federal</u>	<u>Total</u>
-------------------	------------------	----------------	--------------

300 Purchased Professional and Technical Services

330 Other Professional Services			40,646.00
---------------------------------	--	--	-----------

<b>Total Purchased Professional and Technical Services</b>			<b>\$40,646.00</b>
--	--	--	--------------------

400 Purchased Property Services

450 Construction Services			1,471,919.06
---------------------------	--	--	--------------

<b>Total Purchased Property Services</b>			<b>\$1,471,919.06</b>
--	--	--	-----------------------

<b>Total 4600 Existing Building Improvement Services</b>			<b>\$1,512,565.06</b>
--	--	--	-----------------------

LEA : 123464502     Lower Merion SD

Printed 12/7/2017 9:21:09 AM

Other Capital Projects Fund (39)

		<u>Total</u>
1000 Instruction		
600 <u>Supplies</u>		
610 General Supplies		5,163.25
Total Supplies		\$5,163.25
Total 1000 Instruction		\$5,163.25



LEA : 123464502    Lower Merion SD

Printed 12/7/2017 9:21:09 AM

Other Capital Projects Fund (39)

1100 Regular Programs – Elementary / Secondary

	<u>Elementary</u>	<u>Secondary</u>	<u>Federal</u>	<u>Total</u>
600 <u>Supplies</u>				
610 General Supplies		5,163.25		5,163.25
<b>Total Supplies</b>		<b>\$5,163.25</b>		<b>\$5,163.25</b>
<b>Total 1100 Regular Programs – Elementary / Secondary</b>		<b>\$5,163.25</b>		<b>\$5,163.25</b>

LEA : 123464502     Lower Merion SD

Printed 12/7/2017 9:21:09 AM

Other Capital Projects Fund (39)

1110 Regular Programs

	<u>Elementary</u>	<u>Secondary</u>	<u>Federal</u>	<u>Total</u>
600 <u>Supplies</u>				
610 General Supplies		5,163.25		5,163.25
<b>Total Supplies</b>		<b>\$5,163.25</b>		<b>\$5,163.25</b>
<b>Total 1110 Regular Programs</b>		<b>\$5,163.25</b>		<b>\$5,163.25</b>

LEA : 123464502      Lower Merion SD

Printed 12/7/2017 9:21:14 AM

Other Capital Projects Fund (39)

2000 Support Services

Total

700 Property

752 Capital Equipment – Original and Additional

246,430.00

Total Property	\$246,430.00
Total 2000 Support Services	\$246,430.00

LEA : 123464502     Lower Merion SD

Printed 12/7/2017 9:21:14 AM

Other Capital Projects Fund (39)

2600 Operation and Maintenance of Plant Services

Elementary

Secondary

Federal

Total

700 Property

752 Capital Equipment – Original and Additional

246,430.00

<b>Total Property</b>				<b>\$246,430.00</b>
<b>Total 2600 Operation and Maintenance of Plant Services</b>				<b>\$246,430.00</b>

LEA : 123464502    Lower Merion SD

Printed 12/7/2017 9:21:14 AM

Other Capital Projects Fund (39)

2620 Operation of Buildings Services

Elementary                      Secondary                      Federal                      Total

700 <u>Property</u>				
752 Capital Equipment – Original and Additional				246,430.00
Total Property				\$246,430.00
Total 2620 Operation of Buildings Services				\$246,430.00

LEA : 123464502      Lower Merion SD

Printed 12/7/2017 9:21:17 AM

Other Capital Projects Fund (39)

4000 Facilities Acquisition, Construction and Improvement Services

Total

300 Purchased Professional and Technical Services

330 Other Professional Services	86,513.11
---------------------------------	-----------

Total Purchased Professional and Technical Services	\$86,513.11
---	-------------

400 Purchased Property Services

450 Construction Services	3,072,258.52
---------------------------	--------------

Total Purchased Property Services	\$3,072,258.52
-----------------------------------	----------------

Total 4000 Facilities Acquisition, Construction and Improvement Services	\$3,158,771.63
--	----------------

LEA : 123464502     Lower Merion SD

Printed 12/7/2017 9:21:17 AM

Other Capital Projects Fund (39)

4400 Architecture and Engineering Services / Educational Specifications – Improvements	<u>Elementary</u>	<u>Secondary</u>	<u>Federal</u>	<u>Total</u>
300 <u>Purchased Professional and Technical Services</u>				
330 Other Professional Services				86,395.23
Total Purchased Professional and Technical Services				\$86,395.23
Total 4400 Architecture and Engineering Services / Educational Specifications – Improvements				\$86,395.23

LEA : 123464502      Lower Merion SD

Printed 12/7/2017 9:21:17 AM

Other Capital Projects Fund (39)

4500 Building Acquisition and Construction Services – Original and Additional	<u>Elementary</u>	<u>Secondary</u>	<u>Federal</u>	<u>Total</u>
300 <u>Purchased Professional and Technical Services</u>				
330 Other Professional Services				117.88
Total Purchased Professional and Technical Services				\$117.88
Total 4500 Building Acquisition and Construction Services – Original and Additional				\$117.88



LEA : 123464502     Lower Merion SD

Printed 12/7/2017 9:21:17 AM

Other Capital Projects Fund (39)

4600 Existing Building Improvement Services

Elementary

Secondary

Federal

Total

400 Purchased Property Services

450 Construction Services

3,072,258.52

Total Purchased Property Services				\$3,072,258.52
Total 4600 Existing Building Improvement Services				\$3,072,258.52

LEA : 123464502     Lower Merion SD

Printed 12/7/2017 9:21:19 AM

Debt Service Fund (40)

5000 Other Expenditures and Financing Uses

Total

800 Other Objects

830 Interest	91,449.00
--------------	-----------

Total Other Objects	\$91,449.00
---------------------	-------------

Total 5000 Other Expenditures and Financing Uses	\$91,449.00
--	-------------

LEA : 123464502     Lower Merion SD

Printed 12/7/2017 9:21:19 AM

Debt Service Fund (40)

5100 Debt Service / Other Expenditures and Financing Uses	<u>Elementary</u>	<u>Secondary</u>	<u>Federal</u>	<u>Total</u>
800 <u>Other Objects</u>				
830 Interest				91,449.00
Total Other Objects				\$91,449.00
Total 5100 Debt Service / Other Expenditures and Financing Uses				\$91,449.00

LEA : 123464502    Lower Merion SD

Printed 12/7/2017 9:21:19 AM

Debt Service Fund (40)

5110 Debt Service	<u>Elementary</u>	<u>Secondary</u>	<u>Federal</u>	<u>Total</u>
800 <u>Other Objects</u>				
830 Interest				91,449.00
Total Other Objects				\$91,449.00
Total 5110 Debt Service				\$91,449.00

LEA : 123464502 Lower Merion SD

Printed 12/7/2017 9:21:21 AM

	<u>General Fund(10)</u>	<u>Public Purpose Trust(27)</u>	<u>Other Compt Approved</u> <u>(28)</u>	<u>Athletic / Activity(29)</u>	<u>Capital Reserve (690.</u> <u>1850)(31)</u>
<b>1000 <u>Instruction</u></b>					
1100 Regular Programs - Elementary / Secondary	100,353,095.76				
1200 Special Programs - Elementary / Secondary	41,089,424.20				
1300 Vocational Education	426,660.48				
1400 Other Instructional Programs - Elementary / Secondary	799,265.54				
<b>Total Instruction</b>	<b>\$142,668,445.98</b>				
<b>2000 <u>Support Services</u></b>					
2100 Support Services - Students	9,792,826.43				
2200 Support Services - Instructional Staff	6,527,775.40				
2300 Support Services - Administration	13,255,837.78				
2400 Support Services - Pupil Health	3,693,640.54				
2500 Support Services - Business	1,271,670.06				
2600 Operation and Maintenance of Plant Services	20,146,937.40				
2700 Student Transportation Services	13,942,848.94				
2800 Support Services - Central	6,260,833.02				
2900 Other Support Services	628,481.79				
<b>Total Support Services</b>	<b>\$75,520,851.36</b>				
<b>3000 <u>Operation of Non-Instructional Services</u></b>					
3200 Student Activities	5,006,517.72				
3300 Community Services	209,238.50				
<b>Total Operation of Non-Instructional Services</b>	<b>\$5,215,756.22</b>				
<b>4000 <u>Facilities Acquisition, Construction and Improvement Services</u></b>					
4400 Architecture and Engineering Services / Educational Specifications - Improvements					
4500 Building Acquisition and Construction Services - Original and Additional					
4600 Existing Building Improvement Services					
<b>Total Facilities Acquisition, Construction and Improvement Services</b>					
<b>5000 <u>Other Expenditures and Financing Uses</u></b>					
5100 Debt Service / Other Expenditures and Financing Uses	24,874,275.74				
5200 Interfund Transfers - Out	4,988,533.02				
<b>Total Other Expenditures and Financing Uses</b>	<b>\$29,862,808.76</b>				
<b>TOTAL ACTUAL EXPENDITURES &amp; OTHER FINANCING USES</b>	<b>\$253,267,862.32</b>				

LEA : 123464502     Lower Merion SD

Printed 12/7/2017 9:21:21 AM

	<u>Capital Reserve (1431)(32)</u>	<u>Other Capital Projects Fund(39)</u>	<u>Debt Service(40)</u>	<u>Permanent(90)</u>	<u>Total</u>
<b>1000 <u>Instruction</u></b>					
1100 Regular Programs - Elementary / Secondary		5,163.25			100,358,259.01
1200 Special Programs - Elementary / Secondary					41,089,424.20
1300 Vocational Education					426,660.48
1400 Other Instructional Programs - Elementary / Secondary					799,265.54
<b>Total Instruction</b>		<b>\$5,163.25</b>			<b>\$142,673,609.23</b>
<b>2000 <u>Support Services</u></b>					
2100 Support Services - Students					9,792,826.43
2200 Support Services - Instructional Staff					6,527,775.40
2300 Support Services - Administration					13,255,837.78
2400 Support Services - Pupil Health					3,693,640.54
2500 Support Services - Business					1,271,670.06
2600 Operation and Maintenance of Plant Services	1,359,191.52	246,430.00			21,752,558.92
2700 Student Transportation Services	1,552,181.00				15,495,029.94
2800 Support Services - Central	38,697.39				6,299,530.41
2900 Other Support Services					628,481.79
<b>Total Support Services</b>	<b>\$2,950,069.91</b>	<b>\$246,430.00</b>			<b>\$78,717,351.27</b>
<b>3000 <u>Operation of Non-Instructional Services</u></b>					
3200 Student Activities					5,006,517.72
3300 Community Services					209,238.50
<b>Total Operation of Non-Instructional Services</b>					<b>\$5,215,756.22</b>
<b>4000 <u>Facilities Acquisition, Construction and Improvement Services</u></b>					
4400 Architecture and Engineering Services / Educational Specifications - Improvements	89,788.86	86,395.23			176,184.09
4500 Building Acquisition and Construction Services - Original and Additional		117.88			117.88
4600 Existing Building Improvement Services	1,512,565.06	3,072,258.52			4,584,823.58
<b>Total Facilities Acquisition, Construction and Improvement Services</b>	<b>\$1,602,353.92</b>	<b>\$3,158,771.63</b>			<b>\$4,761,125.55</b>
<b>5000 <u>Other Expenditures and Financing Uses</u></b>					
5100 Debt Service / Other Expenditures and Financing Uses			91,449.00		24,965,724.74
5200 Interfund Transfers - Out					4,988,533.02
<b>Total Other Expenditures and Financing Uses</b>			<b>\$91,449.00</b>		<b>\$29,954,257.76</b>
<b>TOTAL ACTUAL EXPENDITURES &amp; OTHER FINANCING USES</b>	<b>\$4,552,423.83</b>	<b>\$3,410,364.88</b>	<b>\$91,449.00</b>		<b>\$261,322,100.03</b>

LEA : 123464502      Lower Merion SD

Printed 12/7/2017 9:21:26 AM

PSERS Salary Data (Salary Data should relate to the General Fund only)

Amount	Description	Amount
	Total Salary Base for salaries subject to PSERS withholding	117,298,957.04
	Total Federally Funded salaries subject to PSERS withholding	483,470.58

Title I Expenditure Data

Amount	Description	Amount
	Expenditures Funded with Current Title I Funds	287,289.89
	Expenditures Funded with Carry over Title I Funds	9,583.97
Total	Title I Expenditure Data	\$296,873.86

Title I ARRA Amount

Amount	Description	Amount
	Portion of Total Title I Expenditures funded with ARRA Title I	

Benefits for Staff Relative to Collective Bargaining Agreements

	OBJECT	COVERED	NOT COVERED	TOTAL
10 General Fund				
	211 Medical Insurance			
	212 Dental Insurance			
	215 Eye Care Insurance			
	216 Prescription Insurance			
	271 Self-Insurance Medical Benefits	18,865,353.28	936,976.54	19,802,329.82
	272 Self-Insurance Dental Benefits	1,115,577.25	55,406.85	1,170,984.10
	275 Self-Insurance Eye Care Benefits	119,935.24	5,956.77	125,892.01
	276 Self-Insurance Prescription Benefits	5,018,935.93	249,273.11	5,268,209.04
	FUND TOTAL	\$25,119,801.70	\$1,247,613.27	\$26,367,414.97
50 Enterprise Fund				
	211 Medical Insurance			
	212 Dental Insurance			
	215 Eye Care Insurance			
	216 Prescription Insurance			
	271 Self-Insurance Medical Benefits	267,264.71	10,690.59	277,955.30
	272 Self-Insurance Dental Benefits	16,911.23	676.45	17,587.68
	275 Self-Insurance Eye Care Benefits	1,623.44	226.56	1,850.00
	276 Self-Insurance Prescription Benefits	68,053.41	2,722.14	70,775.55
	FUND TOTAL	\$353,852.79	\$14,315.74	\$368,168.53
60 Internal Service Fund	No Self Insurance data to report			
	211 Medical Insurance			
	212 Dental Insurance			
	215 Eye Care Insurance			
	216 Prescription Insurance			
	271 Self-Insurance Medical Benefits			
	272 Self-Insurance Dental Benefits			
	275 Self-Insurance Eye Care Benefits			
	276 Self-Insurance Prescription Benefits			
	FUND TOTAL			
Total of All Funds		\$25,473,654.49	\$1,261,929.01	\$26,735,583.50



LEA : 123464502     Lower Merion SD

Printed 12/7/2017 9:21:27 AM

Function	Special Education (Prior Year)	Nonspecial Education (Prior Year)	Total (Prior Year)	Special Education (Current Year)	Nonspecial Education (Current Year)	Total (Current Year)
2120 Guidance Services	626,784.85	3,895,717.25	4,522,502.10	687,214.18	4,194,336.07	4,881,550.25
2140 Psychological Services	1,333,563.20	889,042.13	2,222,605.33	1,390,089.97	926,726.65	2,316,816.62
2150 Speech Pathology and Audiology Services						
2160 Social Work Services						
2260 Instruction and Curriculum Development Services	331,433.31	2,059,989.88	2,391,423.19	1,188,146.87	1,825,653.44	3,013,800.31
2350 Legal and Accounting Services	415,312.87	460,840.07	876,152.94	386,991.79	760,390.81	1,147,382.60
2420 Medical Services		30,800.04	30,800.04		30,854.99	30,854.99
2440 Nursing Services	274,402.95	1,705,523.51	1,979,926.46	378,209.31	2,308,358.83	2,686,568.14
2700 Student Transportation Services	3,961,108.21	9,242,585.82	13,203,694.03	4,182,854.68	9,759,994.26	13,942,848.94
Total	\$6,942,605.39	\$18,284,498.70	\$25,227,104.09	\$8,213,506.80	\$19,806,315.05	\$28,019,821.85

LEA : 123464502      Lower Merion SD

Printed 12/7/2017 9:21:28 AM

(PRINCIPAL AMOUNTS ONLY)								
<u>GOVERNMENTAL FUNDS/ ACTIVITIES</u>	Short-Term Borrowing	General Obligation Bonds/Notes	Authority Building Obligations	Other Long-Term Debt	Other Post- Employment Benefits (OPEB)	Compensated Absences	Net Pension Liability	Total
1. Debt at Beginning of Fiscal Year		260,535,000.00			5,003,722.00	1,792,413.00	377,290,125.00	644,621,260.00
2. Additional Debt Incurred During Year					793,497.00		59,224,552.00	60,018,049.00
3. Retirements and Repayments		15,270,000.00				677,529.00		15,947,529.00
4. Debt at End of Fiscal Year		245,265,000.00			5,797,219.00	1,114,884.00	436,514,677.00	688,691,780.00
5. Accreted Interest at End Of Fiscal Year								
6. Total Debt and Accreted Interest		245,265,000.00			5,797,219.00	1,114,884.00	436,514,677.00	688,691,780.00
7. Current Portion P&I - Due within 1 year		23,721,698.00						23,721,698.00
8. Interest Paid during current fiscal year		9,602,078.00						9,602,078.00

(PRINCIPAL AMOUNTS ONLY)								
<u>PROPRIETARY FUNDS</u>	Short-Term Borrowing	General Obligation Bonds/Notes	Authority Building Obligations	Other Long-Term Debt	Other Post- Employment Benefits (OPEB)	Compensated Absences	Net Pension Liability	Total
1. Debt at Beginning of Fiscal Year								
2. Additional Debt Incurred During Year							4,144,323.00	4,144,323.00
3. Retirements and Repayments								
4. Debt at End of Fiscal Year							4,144,323.00	4,144,323.00
5. Accreted Interest at End Of Fiscal Year								
6. Total Debt and Accreted Interest							4,144,323.00	4,144,323.00
7. Current Portion P&I - Due within 1 year								
8. Interest Paid during current fiscal year								

LEA : 123464502    Lower Merion SD

Printed 12/7/2017 9:21:28 AM

Total Principal and Interest Payments Made by Your School - All Funds

Function	Fund		Principal (910)	Principal (920)	Interest (830)	Total (Principal +Interest)	Misc Other Uses (990)
5110	10	General Fund	15,270,000.00		9,604,275.74	24,874,275.74	
5110	20	Special Revenue Funds					
5110	30	Capital Projects Funds					
5110	40	Debt Service Fund			91,449.00	91,449.00	
5110	90	Permanent Fund					
5120	10	General Fund					
5120	20	Special Revenue Funds					
5120	30	Capital Projects Funds					
5120	40	Debt Service Fund					
Total Debt Payments - Governmental Funds			\$15,270,000.00		\$9,695,724.74	\$24,965,724.74	

Function	Fund		Principal (910)	Principal (920)	Interest (830)	Total (Principal +Interest)
5110	50	Enterprise Fund				
5110	60	Internal Service Fund				
5120	50	Enterprise Fund				
5120	60	Internal Service Fund				
Total Debt Payments - Proprietary Funds						

LEA : 123464502      Lower Merion SD

Printed 12/7/2017 9:21:28 AM

**Debt Details**  
**Governmental Funds/ Activities**

Debt Category	Debt Issue Date (MM/YYYY)	Principal Amounts Only				Current Portion Due Within One Year (Principal and Interest)	Interest Paid During Fiscal Year
		Debt at Beginning of Fiscal Year	Additions	Reductions / Repayments	Debt at End of Fiscal Year		
General Obligation Bonds/Notes – CIB	03/2016	55,665,000.00			55,665,000.00	2,816,125.00	2,127,234.00
General Obligation Bonds/Notes – CIB	04/2015	9,700,000.00		385,000.00	9,315,000.00	670,460.00	287,160.00
General Obligation Bonds/Notes – CIB	05/2015	31,880,000.00		5,000.00	31,875,000.00	1,128,625.00	1,123,775.00
General Obligation Bonds/Notes – CIB	04/2014	9,975,000.00		5,000.00	9,970,000.00	336,908.00	223,108.00
General Obligation Bonds/Notes – CIB	04/2013	9,795,000.00		5,000.00	9,790,000.00	200,537.50	195,588.00
General Obligation Bonds/Notes – CIB	04/2012	43,710,000.00		2,605,000.00	41,105,000.00	4,222,012.50	1,615,088.00
General Obligation Bonds/Notes – CIB	02/2012	10,515,000.00		5,130,000.00	5,385,000.00	5,654,250.00	525,750.00
General Obligation Bonds/Notes – CIB	02/2009	71,395,000.00		5,135,000.00	66,260,000.00	6,445,440.00	3,273,378.00
General Obligation Bonds/Notes – CIB	07/2006	17,900,000.00		2,000,000.00	15,900,000.00	2,247,340.00	230,997.00
Compensated Absences		1,792,413.00		677,529.00	1,114,884.00		
Other Post-Employment Benefits (OPEB)		5,003,722.00	793,497.00		5,797,219.00		
Net Pension Liability		377,290,125.00	59,224,552.00		436,514,677.00		
<b>Totals for Debt Entered:</b>		<b>\$644,621,260.00</b>	<b>\$60,018,049.00</b>	<b>\$15,947,529.00</b>	<b>\$688,691,780.00</b>	<b>\$23,721,698.00</b>	<b>\$9,602,078.00</b>

**Bond Details**  
**Proprietary Funds**

Debt Category	Debt Issue Date (MM/YYYY)	Principal Amounts Only				Current Portion Due Within One Year (Principal and Interest)	Interest Paid During Fiscal Year
		Debt at Beginning of Fiscal Year	Additions	Reductions / Repayments	Debt at End of Fiscal Year		
Net Pension Liability			4,144,323.00		4,144,323.00		
<b>Totals for Debt Entered:</b>			<b>\$4,144,323.00</b>		<b>\$4,144,323.00</b>		

LEA : 123464502     Lower Merion SD

**General Fund (10)**

Section 1: Tuition/Purchased Services as Reported within Expenditure Detail	Amount
Tuition Reported in General Fund Expenditures 1000-560	4,819,308.39
Purchased Services in General Fund Expenditures 1000-594 and 1000-597	
<b>Section 1 Total</b>	<b>\$4,819,308.39</b>

Section 2: Tuition Paid to Institution Types During Fiscal Year	Tuition Paid For Nonspecial Education	Tuition Paid For Special Education	Total
1 1306 Institutions			
2 Institutionalized Children's Programs			
3 Juveniles Incarcerated in Adult Facilities			
4 Residential Treatment Facilities			
5 Other Local Education Agencies	33,207.27	20,044.40	53,251.67
6 Brick and Mortar Charter Schools	53,675.63		53,675.63
7 Cyber Charter Schools	297,332.81	470,754.86	768,087.67
8 Career and Technology Centers	426,660.48		426,660.48
9 Approved Private Schools	808.64	1,055,986.48	1,056,795.12
10 PA Chartered Schools for the Deaf and Blind			
11 Private Residential Rehabilitative Institutions	11,943.32	5,273.03	17,216.35
12 Juvenile Detention Centers	9,852.25		9,852.25
13 Special Program Jointures			
14 Other Tuition Not Included Elsewhere In This Section	43,366.00	2,390,403.22	2,433,769.22
<b>Section 2 Total</b>	<b>\$876,846.40</b>	<b>\$3,942,461.99</b>	<b>\$4,819,308.39</b>