

For Juniors, Parents & Guardians:

College Information Night



LOWER MERION SCHOOL DISTRICT
NOVEMBER 2019





This evening's handouts



STUDENT SERVICES DEPARTMENT - Senior Snapshot

A Framework for Thinking about College Applications

The process of applying to college can be daunting. Before getting into the specifics of how to submit college applications, we want to stress several things.

This process is individualized. You and your family might approach it with different goals or constraints than those you need to meet. You might have different priorities for your options or your application timeline.

Senior year is a busy time. You may be worried about whether you will have time to think about what you want to do next.

As a junior, you have reached the time to begin thinking about college. You may have the impression that you are in for a stressful time – frantically adding activities to your schedule in order to look better on paper, taking and retaking standardized tests to eke out a few more points in your score.


As best you can, try to avoid that pressure. Your high school years can be as important as any in your life. Use this time to explore areas that interest you. Begin to think more closely about which classes engage you most in school. Outside of class, think about what you enjoy most, whether it is an after-school job, a particular hobby, a club, a sport or another activity. These are all equally valid ways to spend your time. Be true to yourself and then when the time comes to apply to college, telling your story will be easy.

This packet is written for you, our junior students, but we encourage you to share it with your parent/guardian. Below you will find timelines, descriptions of the application process and a list of resources. We suggest you read through the packet carefully now and also save it to review as the year goes on. As you move through junior year and have questions or concerns, please stop in our office to speak with your counselor. We are here to help!

TIMELINE FOR JUNIOR YEAR



- Read at home
- Puts the college process in context



- Skim now, read at home
- No need to take detailed notes tonight
- Blank page to write your questions



This evening's program



As a big group, we'll cover:

- ◇ a timeline for juniors
- ◇ building a college list and looking for a good “fit”
- ◇ types of admission & deadlines
- ◇ components of an application
- ◇ financial aid
- ◇ resources

Then move to your counselor breakout groups for Q&A.



Timeline for Juniors



FALL & WINTER:

- Think about the type of college or university that appeals to you – urban vs. rural, large vs. small, etc.
- Plan how and when you will visit some colleges over the next 12 months
- Consider when to take the standardized tests needed for college applications
- Become more familiar with Naviance

SPRING:

- Research colleges: rep visits; tours; college fairs; college websites
- Meet with your counselor and perhaps the college counselor
- Think about and ask teachers for letters of recommendation
- Take standardized tests
- Make a long list of colleges you like
- Plan to make good use of summer!

☒ ☒ ☐ A College List – A Good “Fit” ☐ ☐ ☐



- Research a variety of campuses and institutions – online, through visits, college fairs etc. LMSD’s was October 21.
- Think about your interests and preferences – what you might study, activities you might want to join, the type of environment you like, proximity to home, cost, etc.
- Compile a list of colleges, anywhere from 8-15 that seem like a good fit for you
- Look at colleges’ acceptance statistics to see how likely you are to be admitted, and ensure you have a balance of reach, realistic and comfort colleges
- Aim to have a final list of 6-10 colleges by senior year

Speaking of “fit”



Research shows that finding a “good fit” college where you can be engaged is more important for student learning, job satisfaction, and well-being than going to a highly ranked school

CHALLENGE
SUCCESS

Strategies for Student Well-Being & Engagement with Learning



Types of Admission



Non-Restrictive

- Rolling Admission
- Regular Decision
- Early Action (EA)

Restrictive

- Restrictive Early Action (REA)
= *only early application*
- Early Decision (ED)
- Early Decision II
= *must attend if admitted*

Deadlines

- *None (apply early!)*
- *Usually Jan. 1 or 15*
- *Usually Nov. 1 or 15*
- *Usually Nov. 1*
- *Usually Nov. 1 or 15*
- *Usually Jan. 15, Feb. 1 or 15*



Application Components



All students will use Naviance Student

Student.naviance.com/harriton or/lowermerion

- *Central clearinghouse for processing applications, transcripts, teacher recommendations*

Many colleges use The Common Application- over 850!

Penn State, Pitt, Rutgers, and others use self-reported and over 140 colleges use The Coalition Application



- Transcript-level of courses
- Activities-commitment
- Standardized tests – ACT, SAT, Subject Tests, test optional
- Essays
- Interview
- Art, music, athletics
- Demonstrated interest



Application Components



Testing:

- Consider both the ACT and SAT
- Take tests *early enough* so that you have time to retake if needed but *late enough* so that you can do your best
- Assess whether Subject Tests will be needed-fewer colleges are requiring them-check websites

Letters of recommendations:

- Usually 2 letters are needed
- Ask a junior teacher who knows you well and can speak to your strengths
- Sign the FERPA waiver-important!



Application Components



Counselor

Submits counselor recommendation; provides high school profile; advises student as needed

Registrar

Submits transcripts and grade reports

College Board or ACT

Submits test scores

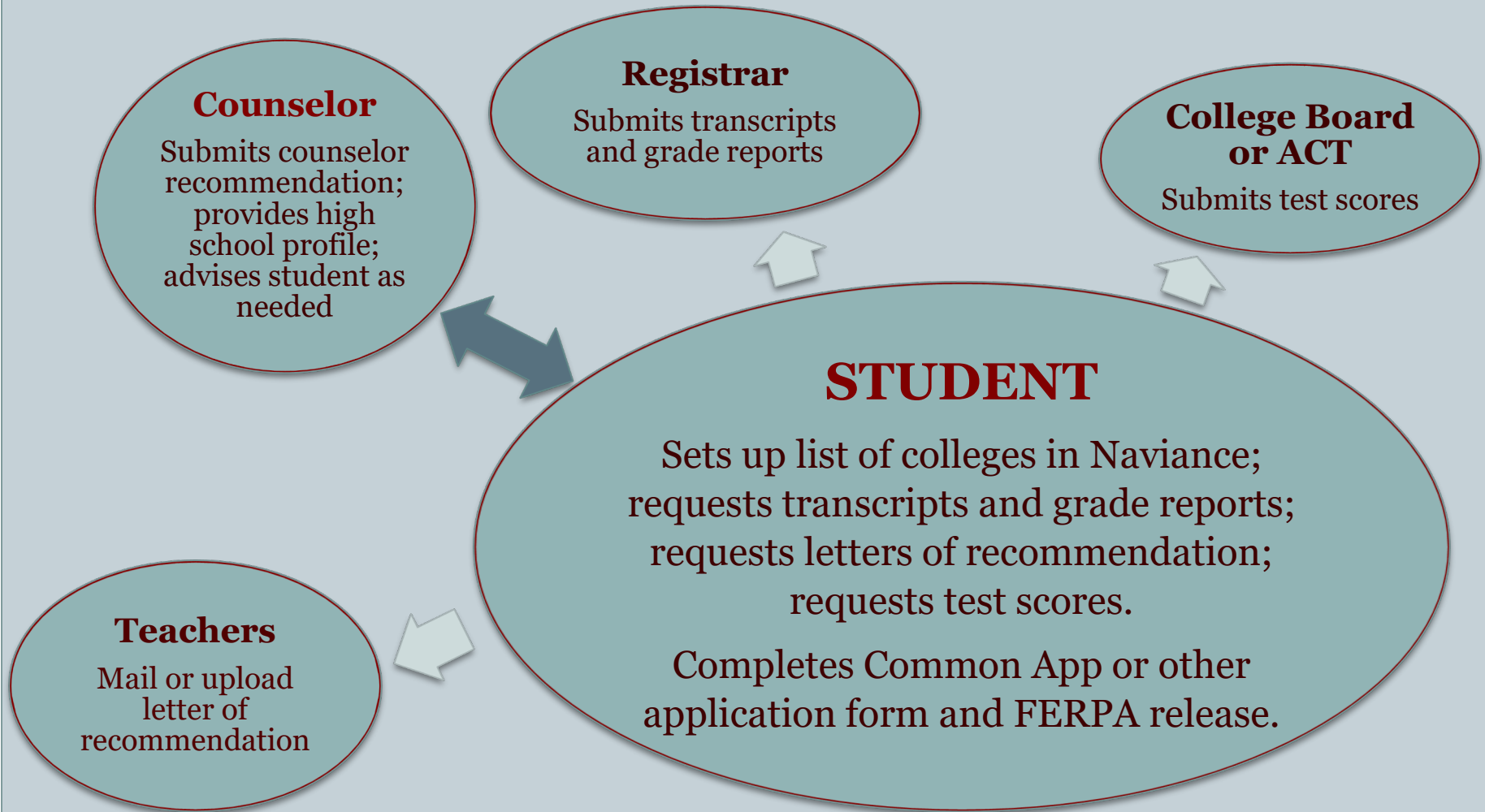
STUDENT

Sets up list of colleges in Naviance; requests transcripts and grade reports; requests letters of recommendation; requests test scores.

Completes Common App or other application form and FERPA release.

Teachers

Mail or upload letter of recommendation



Financial Aid Application Process



- Apply - Free Application for Federal Student Aid – **FAFSA**
<https://studentaid.ed.gov/sa/fafsa>
 - PHEAA and LMSD offer free FAFSA events – PHEAA.org
 - Available Oct. 1 (senior year) –using “prior/prior” tax year information-due in Jan/Feb
 - Determines **EFC** - “Expected family contribution”
 - Additional form - **CSS Profile** from The College Board – may be required
- Research eligibility and costs -**Net Price Calculator**

Financial Aid Package/Award (from the college/university)



- A combination of need-based (federal and state) and institutional financial assistance:
 - Federal or state grants which do not need to be re-paid
 - Federal or state loans and the repayment terms vary
 - Work-study-either Federal or Institutional which is a job with a stated amount of income and hours per week/year
 - Academic/Merit, athletic or other college-awarded scholarships
 - Distributed after a student is accepted and only occasionally comes with the letter of acceptance.

Plus private funds

- Scholarships from private sources: LMTSF, College Board, search on Fastweb.com
- Loans from other private sources


College Board Opportunity Scholarships



Students

College Board Opportunity Scholarships

Turn your efforts into scholarships



The College Board Opportunity Scholarships guide you through the college planning process and offer you a chance to earn money for college for each action you complete. The more effort you put in, the more opportunities you'll have to earn. It doesn't require an essay or an application, and it doesn't have a minimum GPA or test score requirement. Scholarships can be used at 2- and 4-year colleges.

Learn more and get started at [cb.org/opportunity](https://collegeboard.org/opportunity).



1. Build Your College List: \$500

Get started by exploring colleges you're interested in on BigFuture™.



2. Practice for the SAT: \$1,000

Use Official SAT® Practice on Khan Academy® to get ready for test day.



3. Improve Your Score: \$2,000

Show how practice pays off by improving your SAT score from your PSAT/NMSQT® or a previous SAT score.



4. Strengthen Your College List: \$500

Make sure your college list on BigFuture has a mix of safety, match, and reach schools.



5. Complete the FAFSA: \$1,000

Fill out the Free Application for Federal Student Aid (FAFSA) to apply for financial aid.



6. Apply to Colleges: \$1,000

Apply to colleges you want to attend.



Complete Your Journey: \$40,000

Complete all six scholarship steps to be eligible for a \$40,000 scholarship.

© 2019 College Board. PSAT/NMSQT is a registered trademark of College Board and National Merit Scholarship Corporation. Khan Academy is a registered trademark in the United States and other jurisdictions.

01548-1390 160852864

Search on “Fastweb.com”

fastweb
A MONSTER Company

**YOUR SOURCE FOR
COLLEGE SCHOLARSHIPS**

**FREE FOR ALL STUDENTS
ON FASTWEB:**

Scholarship & Internship Matches

College Scholarship App

Student Resources

Financial Aid Tips

Part-Time
Jobs





Save the dates!



Session

Date

- College Admission Select-A-Session 12/4, 7pm, HHS
- Interpreting & using PSAT Scores 12/9, 7pm, LMHS
- Coffee & Conversation (informal Q&A) 12/18, 7:30am, HHS
- Special Interests Select A Session 2/20, 7pm, HHS
 - (Gap year, Learning Differences, International admissions, Tech colleges)
- College for Students Who Learn Differently 3/11, 7pm, LMHS

Individualized Post-High School Planning



- Junior/Parent Meetings
- Access to Naviance



Advice from a Glacier

- ❖ Carve your own path
- ❖ Go slow
- ❖ Channel your strengths
- ❖ Smooth the way for others
- ❖ Keep moving forward
- ❖ Avoid meltdowns
- ❖ Be cool!

Breakout Sessions with Counselors



Mandy Carl (A-Day)	Room 170
Barbara Serratore (deB – Ka)	Room 125
Carla Coleman (Ke – Mo)	Room 129
Kimberly Thompson (Mu-R)	LGI
Mike Mallozzi (S – Z)	Auditorium

Session Topics: Naviance, Building a List, ACT, SAT Testing, Courses/Transcript, Athletics/Arts, The Application Process, Other questions

Navigating Junior Year



Building a List

- Identify criteria
- Use search engines – Naviance, Big Future
- College websites
- Narrow your list to 8-10 schools (Comfort, Realistic, Reach)
- Visit colleges
- Attend college fairs, college evening info sessions, correspond with admission representatives

Navigating Junior Year



ACT, SAT, Subject Testing

- SAT and ACT sections and scoring
- Optional writing section requirements
- Super Scoring and Score Choice
- New changes to ACT
- Subject tests- recommended vs required
- Test-optional opportunities – [Fairtest.org](https://fairtest.org)

Navigating Junior Year



Courses/Transcript

- Review of transcript from admission lens
- GPA scale
- High school course requirements for admission

Navigating Junior/Senior Year



Application Process

- Counselor Forms
- Teacher Forms
- Transcript Release Forms
- Naviance “Colleges I’m thinking about”/”Applying to”
- Order Score Reports
- Applications
 - ✦ Institutional
 - ✦ Common Application
 - ✦ Coalition

Special Interests



Athletics

- Division I, II, III
- NCAA Eligibility Center
- Coach influence in admission process
- Coach recruitment vs admission decision
- Official signing & commitment

Arts

- Determine need for portfolio
- Auditions and/or portfolio requirements

Thank you for coming!

Contact us for future questions:

Mandy Carl (A-Day)

Barbara Serratore (deB – Ka)

Carla Coleman (Ke – Mo)

Kimberly Thompson (Mu-R)

Mike Mallozzi (S – Z)

Misty Whelan, Career and College Access Counselor