



FOR JUNIORS:

POST-SECONDARY PLANNING PROCESS

LOWER MERION SCHOOL DISTRICT

FALL 2020



Today, we will cover:

- A timeline for juniors
- Creating a post-secondary plan including a list of options and looking for a good “fit”
- Types of admission & deadlines
- Components of an application
- Financial aid
- Your next steps

POST-SECONDARY OPTIONS

- Employment
- Gap Year
- Military Service
- Technical Schools
- College



EMPLOYMENT

- Update resume
- Get letters of recommendation
- Interview Preparation
- Create a list of job opportunities based on interests and abilities
 - Check out LinkedIn, Monster, Indeed
- Apply to jobs of interest
- Consider apprenticeships in areas such as plumbing, construction, electrical, etc.



GAP YEAR

- Identify reason/goal
- Explore Gap year options
 - Community Service
 - Travel
 - Employment
 - Internships
 - Education
 - Study abroad
- Develop a plan
 - Manage deadlines
 - Create a budget
 - Consider logistics
 - Manage deferral from college



MILITARY SERVICE

- Consider Reserve Officers Training Corps (ROTC), Military Academies and various branches of the Armed Services
- Contact recruiting office
- Take Armed Services Vocational Aptitude Battery (ASVAB)
- Be aware of medical restrictions and physical requirements




SPECIALIZED SCHOOLS

- Cosmetology
- Culinary
- Trades
 - Auto
 - Construction
 - HVAC
 - Plumbing



COLLEGE AND UNIVERSITY

- College/University – 4 year
 - Public and private
- Community College – 2 year
- Special Talents
 - Art
 - Athletics
 - Music



THINGS TO CONSIDER



- Research colleges: virtual visits from admission counselors; tours; online college fairs; college websites
- If possible, timeline to visit colleges virtually and maybe in person in the spring/summer
- Take SAT/ACT if needed for college applications although over 1200 colleges are test optional now ; but that is something to continue to review in spring/summer 2021

TIMELINE FOR JUNIORS

- Become more familiar with Naviance
- Meet with your counselor and perhaps the college counselor
- Think about and ask teachers for letters of recommendation
- Make a long list of colleges you like
- Plan to make good use of summer!

THE COLLEGE APPLICATION PROCESS

by Seimi Park

the student's view



figure it out

decide which colleges are a good fit for you in terms of majors, size, location, student life, and more!



head start

common app essay prompts are released in march - get a start on them during the summer to avoid future stress



talk

guidance counselors are available to you for a reason! tell them which colleges you're applying to and be sure to provide them with an academic resume so they can write your recommendation!



get it done

double check to make sure any required standardized testing and graduation requirements are complete



ask

talk to the teachers, coaches, and bosses you feel know you best and ask them to write your recommendations! they are busy people - so ask ahead and make sure to write thank you notes!

begin

filling out the common-app is not difficult, but it is time consuming! get a head start by filling out the general information pages



review

make sure all your listed information on the common-app is correct, have peers review your writing, set up interviews if your school requires them, and send your test scores! take a deep breath and hit submit!



get results

receive your results! hopefully the decisions were favorable, but in the event that they weren't: do not linger over one school! there are endless college options and the school that chooses you, is ultimately the best one for you!

brought to you by :

FALCON PRESS NEWS

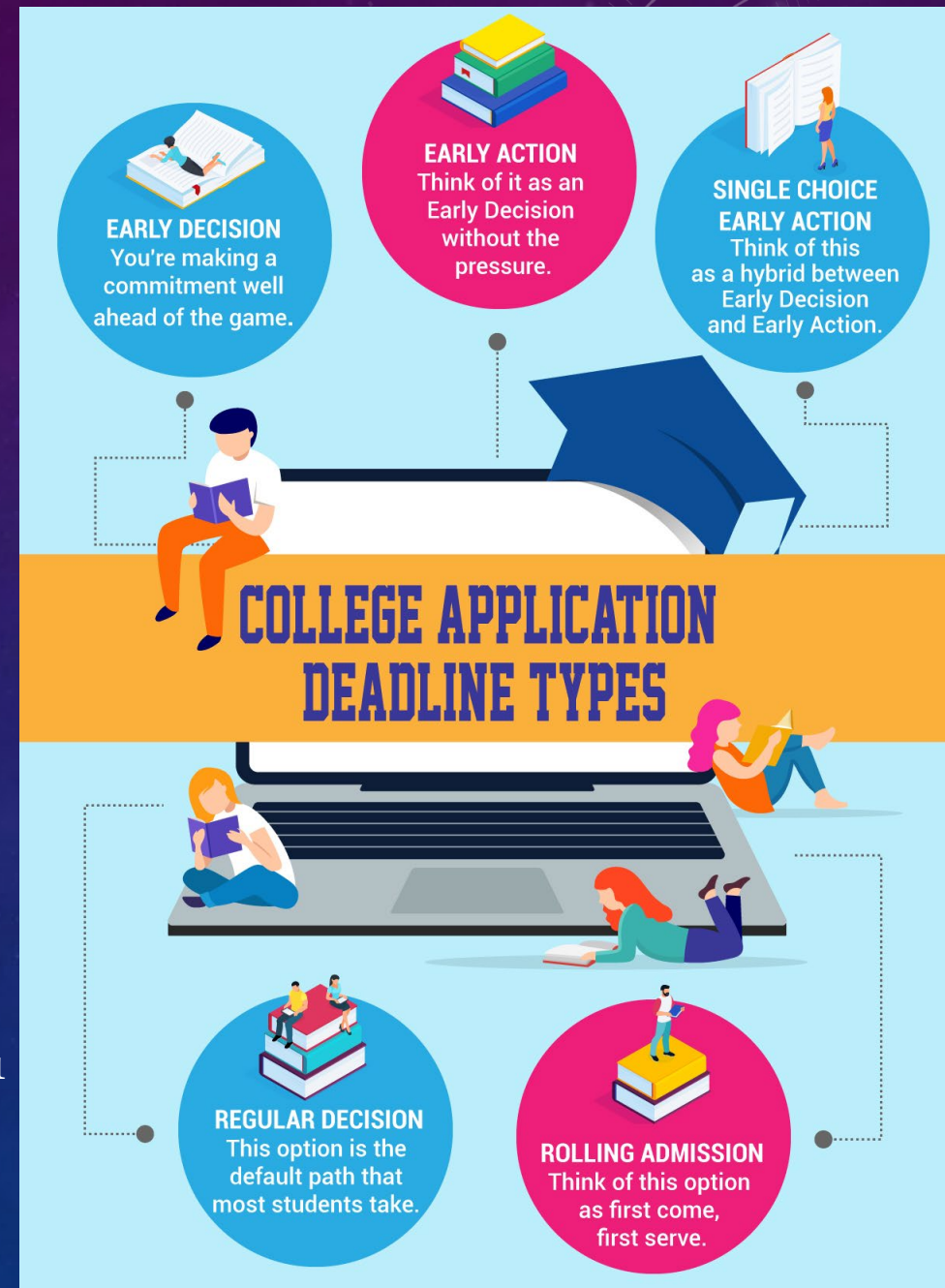
A COLLEGE LIST – A GOOD “FIT”

- Think about your interests and preferences – what you might study, activities you might want to join, the type of environment you like, proximity to home, cost, etc.
- Compile a list of colleges, anywhere from 8-15 that seem like a good fit for you
- Look at colleges’ acceptance statistics to see how likely you are to be admitted, and ensure you have a balance of reach, realistic and comfort colleges
- Aim to have a final list of 6-10 colleges by senior year



TYPES OF ADMISSION

- Non-Restrictive
 - Rolling Admission
 - Regular Decision
 - Early Action (EA)
 - Restrictive
 - Restrictive Early Action (REA)
 - = only early application
 - Early Decision (ED)
 - Early Decision II
 - = must attend if admitted
- Deadlines
 - None (apply early!)
 - Usually January 1 or 15
 - Usually November 1 or 15
 - Usually November 1
 - Usually November 1 or 15
 - Usually January 15, February 1



TYPES OF APPLICATIONS

- All students will use Naviance
 - *Central clearinghouse for processing transcripts and letters of recommendation*
- Over 950+ colleges use The Common Application and over 150 colleges use The Coalition Application; some colleges have their own application
- Colleges such as Penn State, University of Pittsburgh , Temple, and University of California system use self-reported grades and test scores instead of transcripts

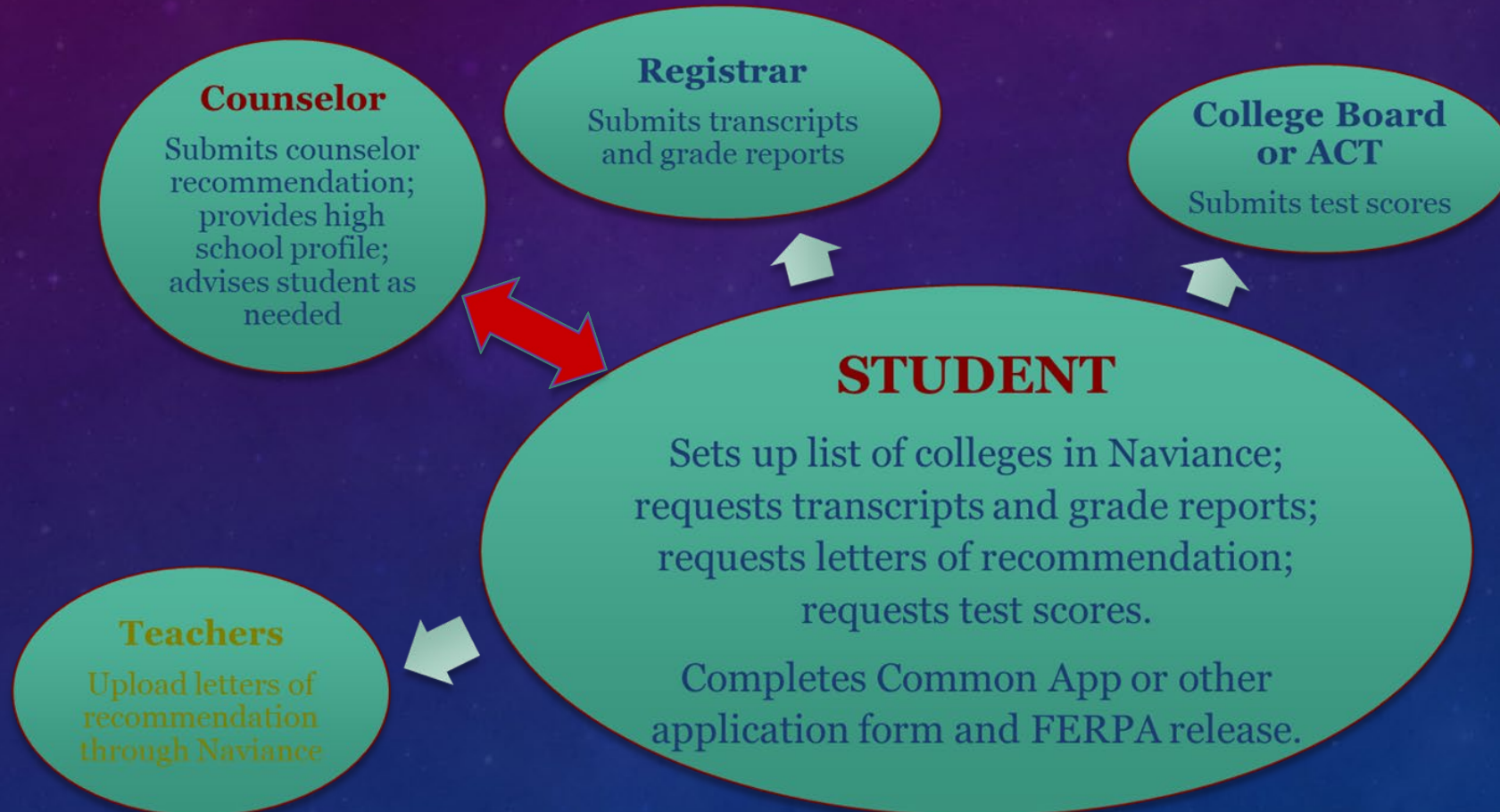


APPLICATION COMPONENTS

- Transcript
- Testing:
 - ACT and SAT
 - Over 1, 200 schools are test optional
 - Assess whether Subject Tests will be needed
 - Fewer colleges are requiring them--check websites for clarity
 - Some international universities require AP exam scores
- Letters of recommendations:
 - 2 academic letters are needed-from history/English/math/science/world language teachers
 - Ask teachers who know you well , junior year if possible – relationships are the most important factor to consider
- Sign the FERPA waiver if applying through the Common Application-important!
- Essays-both the main essay and supplemental essays if required



WHO'S IN CHARGE OF WHAT?????



FINANCIAL AID

- Begin conversations with your family about financial planning, costs and affordability
- Need-based
- Merit-based
- Definitions:
 - Grants and Scholarships
 - Loans
 - Work Study



Why Everyone Should Complete the FAFSA...

Gives you access to the largest source of financial aid!

Determines how much your family can afford to contribute

Applies to a variety of types of post-secondary institutions

Determines what types of aid you qualify for

Used by states and post-secondary institutions to determine aid

IN REVIEW: NEXT STEPS



- In the spring, you will meet with your school counselor and perhaps the college counselor along with parent(s)/guardian(s) for your junior planning meeting
- Build a college list or other options as discussed
- Gain familiarity with Naviance
- Ask 2 teachers to write letters of recommendation
- Research ACT and SAT testing options, as well as Subject Tests, and begin planning for if/when you will take them
- Start researching essay prompts through the Common Application, Coalition Application and Institutional Applications. If you get a start on your essay over the summer, you will come into your senior year prepared to start applying!

NAVIANCE

- Log on to Naviance
 - <https://student.naviance.com/lowermerion>
 - Make sure your user name and password work

Questions??



COUNSELOR ZOOM INFORMATION

- Mr. Allen – School Counselor <https://us02web.zoom.us/j/4294734180?pwd=RE52bWxvRoNyZHEodi9pRzIGNoFKQTo9>
-
- Mr. Anderson – School Counselor <https://us02web.zoom.us/j/6447372906?pwd=UIRnWmpWNUUpUUWFWdG1qTmVhS3dHZz09>
-
- Mrs. Gesacion – School Counselor
- <https://us02web.zoom.us/j/3035827428?pwd=cmsxWi9HekNpQ1JoR1gzMFIwR3NIz09>
-
- Mrs. Kail – School Counselor <https://us02web.zoom.us/j/6497358983?pwd=cTlJZDlTTVBOMGYvTENXc1lPdFF2dz09>
-
- Mrs. Rosen – School Counselor <https://us02web.zoom.us/j/5100520077?pwd=SW9sMTF5L1RCZmk3d2tRcHFpSUNOUT09>
-
- Mrs. Vallieres – School Counselor <https://us02web.zoom.us/j/9292281319?pwd=UWZCRWl5QjVXRUloZTNXRVEjLoo4QT09>
-
- Mrs. Bowlby – College Access Counselor
- <https://zoom.us/j/4574920976>